

77 Redrock Road,  
Collone, Armagh,  
N. Ireland BT60 2BL  
Tel – 0044 28 3755 2390  
Fax – 0044 28 3755 2399  
Web – www.redrockmachinery.com

# SLURRY TANKERS

# REDROCK

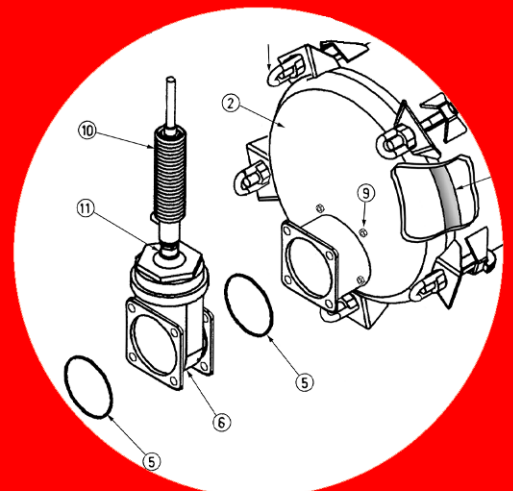
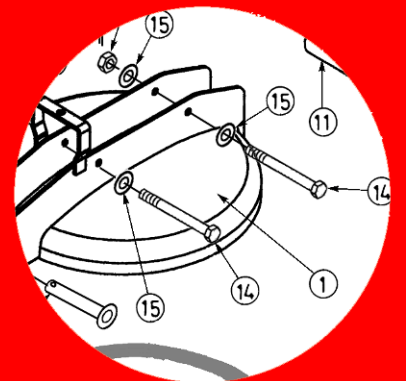
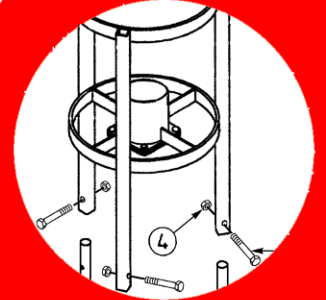
Machinery Ltd

## Slurry Tankers

## Parts Manual



Issue 4  
November 2021



77 Redrock Road,  
Collone, Armagh,  
N. Ireland BT60 2BL  
Tel – 0044 28 3755 2390  
Fax – 0044 28 3755 2399  
Web – [www.redrockmachinery.com](http://www.redrockmachinery.com)

# SLURRY TANKERS

## Parts Manual

In accordance with the program of continuous development at **REDROCK** Machinery Ltd, alterations in the specification may be made at any time without notice

There **REDROCK** Machinery Ltd will not accept the responsibility for any discrepancies which may occur between the specification of machines and the descriptions thereof contained in this publication

**REDROCK** Machinery Ltd  
77 Redrock Road,  
Collone, Armagh,  
N. Ireland BT60 2BL

Tel – 0044 28 3755 2390  
Fax – 0044 28 3755 2399  
Web – [www.redrockmachinery.com](http://www.redrockmachinery.com)



# SLURRY TANKERS

## Contents

<b>1.0 GENERAL SLURRY TANKER PARTS .....</b>	<b>5</b>
1.01 – HOSES & HOSE CLIPS .....	5
1.02- WASH FITTINGS .....	6
1.03- PERROT FITTINGS .....	6
1.04- ITALIAN FITTINGS .....	7
1.05- BAUER FITTINGS .....	8
1.06 - SIPHON TRAP .....	9
1.07 – 100mm Front Box .....	10
1.08 SIGHT GLASSES .....	12
1.09- SIGHT TUBES.....	13
Before March 2020.....	13
March 2020 Onwards .....	14
1.10- BRASS GATE VALVE .....	15
1.11 HEAVY DUTY BRASS GATE VALVE .....	16
1.12 – VALVES AND FITTINGS .....	17
1.13 –MISCELLANEOUS .....	18
1.14 – LIGHTS.....	21
1.15 - LIGHTING DIAGRAM .....	22
<b>2.0 TANKER ASSEMBLIES .....</b>	<b>24</b>
2.01 DRAWBAR PARTS.....	24
Standard Pump Drawbars with Standard Hitch .....	25
Sludgegator Pump / Self Fill Boom Drawbars with Standard Hitch .....	26
Standard Pump Drawbars with Bolt on Hitch .....	26
Sludgegator Pump / Self Fill Boom Drawbars with Bolt on Hitch .....	28
Hydraulic drawbar .....	28
2.02 – TOP BOX PARTS .....	29
2.03 – HOSE HOLDER.....	31
2.04- 20” BACK DOME .....	31
2.05- 30” BACK DOME .....	32
2.06- RAIN GUN .....	33
1 RAM RAIN GUN.....	34
2 RAM RAIN GUN.....	36
RAIN GUN PIPING .....	38
2.07- 6” SELF FILL BOOM & POT .....	39
2.08- 8” SELF FILL BOOM & POT .....	42
2.09 – SAFALLA SYSTEM / DCI ARM.....	44
2.10 – OVER HEDGE BOOM .....	46
Front of Tanker Pot Parts .....	46
Back Frame Parts .....	46
Main Pipes, Extensions and Rubber Seals .....	49
2.11 – TOP FILL .....	50
Hydraulic Top Fill Hatch.....	51
8” Top fill Cone & 200mm Hydraulic Valve .....	52
10” Top fill Cone & 200mm Hydraulic Valve .....	53
2.12 COMMAND STEERING .....	54
2.13 TURBO FILLER .....	54

# SLURRY TANKERS

Vogel Sang Turbo Filler.....	56
Battioni Turbo filler c/w Cutting Device .....	60
2.14 SILENCER.....	61
Jurop Silencer .....	62
Redrock Silencer .....	63
2.15 4 Point Linkage .....	64
<b>3.0 VACCUM PUMPS .....</b>	<b>65</b>
3.01 - PUMP QUICK REFERENCE .....	65
3.02 – Jurop Pumps .....	66
3.02.0 – Jurop Pump Gaskets .....	66
3.02.1 – JUROP HYDRAULIC CHANGE OVER RAM .....	68
3.02.2 – JUROP MANUAL CHANGE OVER .....	70
3.02.3 – JUROP 9000 L PUMP.....	70
3.02.4 – JUROP 9000 L PUMP HYDRAULIC DRIVE .....	73
3.02.5 - JUROP 11000 L PUMP .....	73
3.02.6 - JUROP 11000 L PUMP HYDRAULIC DRIVE .....	76
3.02.7 – JUROP 13850 L PUMP.....	77
3.02.8 – JUROP 13850 L PUMP HYDRAULIC DRIVE .....	79
3.02.10 - JUROP 15000L PUMP .....	81
3.02.11 - JUROP 15000L PUMP HYDRAULIC DRIVE .....	84
3.02.12 - JUROP 15000L PUMP MANIFOLD.....	85
3.02.13 - JUROP JULIA 5000 FOR 9000, 11000 & 13850L PUMPS.....	86
3.02.14 - JUROP JULIA 7000 FOR 15000L PUMPS .....	88
3.03 BATTIONI & PAGANI PUMPS .....	91
3.03.0 BATTIONI & PAGANI MANUAL CHANGEOVER .....	92
3.03.1 BATTIONI & PAGANI 9000L, 11000L & 13500L MECII PUMPS .....	92
3.03.2 BATTIONI & PAGANI GARDA PUMPS.....	95
3.03.3 BATTIONI & PAGANI GARDA EVO PUMPS.....	95
3.03.4 BATTIONI & PAGANI GARDA ELBA PUMP S.....	99
LABELS STARTING WITH C .....	101
LABELS STARTING WITH EL.....	102
LABELS STARTING WITH G.....	103
LABELS STARTING WITH GE .....	106
3.04 BAUER MAGNUM PUMP .....	107
3.04.01 Bauer Magnum SX1000.....	108
3.05 DODA PUMP .....	114
3.05.01 DODA AFI L27 PUMP .....	114
<b>3.05.01 DODA AFI L27 PUMP .....</b>	<b>115</b>
<b>4.0 -HYDRAULICS .....</b>	<b>116</b>
4.01 – HYDRAULIC KITS.....	117
<b>5.0 -TRAILING SHOE .....</b>	<b>118</b>
5.01 – TRAILING SHOE PARTS.....	118
5.02 – VOGELSANG MACERATOR PARTS.....	119
<b>6.0 STICKERS .....</b>	<b>121</b>

# SLURRY TANKERS

## **1.0 GENERAL SLURRY TANKER PARTS**

### **1.01 – HOSES & HOSE CLIPS**



PART NUMBER	DESCRIPTION
2000220-02	Galvanised Hose Hook



PART NUMBER	DESCRIPTION
2011697	13-20mm JUBILEE CLIP
2011797	25-40 JUBILEE CLIP



PART NUMBER	DESCRIPTION
201191	52 – 57 HOSE CLIPS
2011912	58 – 63 HOSE CLIPS
201172	86 – 95 HOSE CLIPS
201172	92 – 97 HOSE CLIPS
2011915	113 – 121 HOSE CLIPS
201183	162 – 174 HOSE CLIPS
209055	214 – 227 HOSE CLIPS



PART NUMBER	DESCRIPTION
2011882	50mm MULTI-PURPOSE HOSE
2011685	3" / 76mm SUCTION HOSE
300219	4" ARIZONA SUCTION HOSE



PART NUMBER	DESCRIPTION
2011665	300mm 6" SUCTION HOSE
201166	15' OF 6" SUCTION HOSE
201166A	20' OF 6" SUCTION HOSE
2011661	5M OF 8" SUCTION HOSE



PART NUMBER	DESCRIPTION
201168	80mm WATER SUCTION HOSE
2011682	100mm WATER SUCTION HOSE

# SLURRY TANKERS

## 1.02- WASH FITTINGS



PART NUMBER	DESCRIPTION
2011698	3/8" CLEAR BRAIDED HOSE
2011699	1/4" CLEAR BRAIDED HOSE
2011795	1" CLEAR BRAIDED HOSE



PART NUMBER	DESCRIPTION
201188	2" RUBBER LAYFLAT HOSE



PART NUMBER	DESCRIPTION
201189	2" FEMALE COUPLING



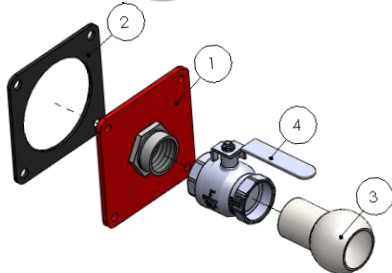
PART NUMBER	DESCRIPTION
201190	2" WASH JET



PART NUMBER	DESCRIPTION
700670	2" B.S.P. BALL VALVE L/P



PART NUMBER	DESCRIPTION
201164	2" THREADED MALE COUPLING



PART NUMBER	DESCRIPTION
2005465-00	COMPLETE 4 BOLT FLANGE W. 2" MALE
1	2005460-00
2	2011352
3	201164
4	700670

# SLURRY TANKERS

## 1.03- PERROT FITTINGS



PART NUMBER	DESCRIPTION
2011984	MALE Q/A HOSE END 2"
2011985	MALE Q/A HOSE END 6"
20119851	MALE Q/A HOSE END 8"



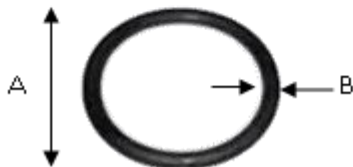
PART NUMBER	DESCRIPTION
3005265	PERROT 4 BOLT MALE COUPLING



PART NUMBER	DESCRIPTION
201198	6" FEMALE Q/A COUPLING
2011981	8" FEMALE Q/A COUPLING



PART NUMBER	DESCRIPTION
2011983	FEMALE Q/A UNIT LONG



PART NUMBER	DESCRIPTION
2011975	6" RUBBER RING FOR PERROT A) 220mm (B) 22mm

# SLURRY TANKERS

## 1.04- ITALIAN FITTINGS



PART NUMBER	DESCRIPTION
2011635	6" MALE CPOUP/4 BOLT FLANGE



PART NUMBER	DESCRIPTION
201187	6" THREADED FEMALE COUPLING [STAR TYPE ]



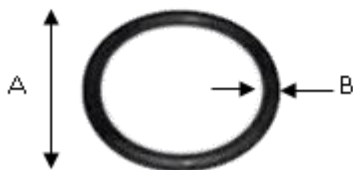
PART NUMBER	DESCRIPTION
2011995	OLD TYPE FEMALE Q.A. HOSE END – GALVANISED C/W RUBBER RING



PART NUMBER	DESCRIPTION
201165	6" FEMALE H/END COUPLING ITALIAN TYPE, 150mm HOSE



PART NUMBER	DESCRIPTION
201199	6" ITALIAN MALE Q/A COUP



PART NUMBER	DESCRIPTION
201150	6" RUBBER RING FOR ITALIAN (A) 210mm (B) 15mm



# SLURRY TANKERS

## 1.05- BAUER FITTINGS




PART NUMBER	DESCRIPTION
209062	4" MALE LEVER RING
209067	5" MALE LEVER RING
300285	6" MALE LEVER RING




PART NUMBER	DESCRIPTION
209060	4" MALE WELD ON COUPLING
209065	5" MALE WELD ON COUPLING
300282	6" MALE WELD ON COUPLING



PART NUMBER	DESCRIPTION
209061	4" FEMALE WELD ON COUPLING
209606	5" FEMALE WELD ON COUPLING
300185	6" FEMALE WELD ON COUPLING



PART NUMBER	DESCRIPTION
300251	6" RUBBER RING FOR BAUER (A) 208mm (B) 19mm



PART NUMBER	DESCRIPTION
2011352	180mm SQ 6" VALVE GASKET
2011354	8" VALVE PLATE GASKET



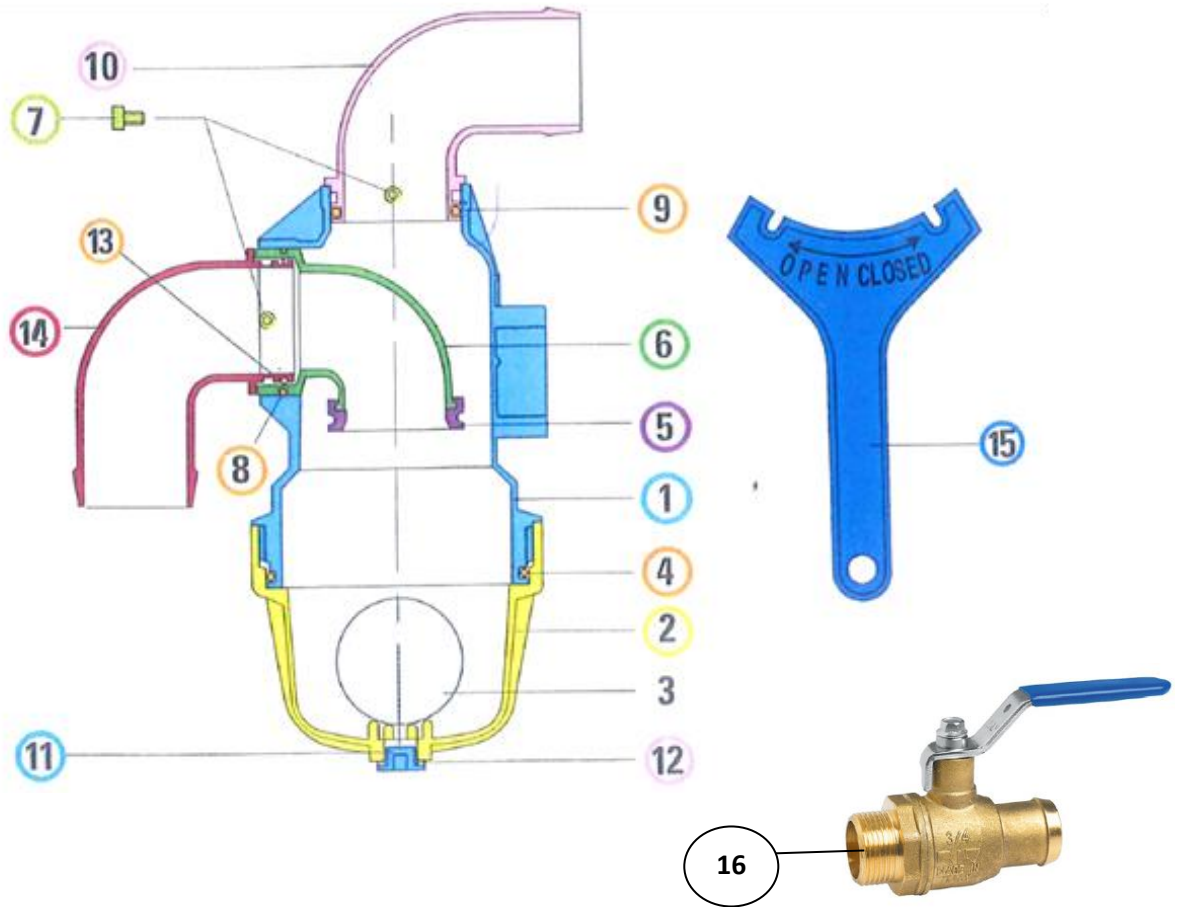
PART NUMBER	DESCRIPTION
2011651	6" FEM LOW SPREADPLATE



PART NUMBER	DESCRIPTION
201159	6" – 2" RUBBER CONE

# SLURRY TANKERS

## 1.06 - SIPHON TRAP

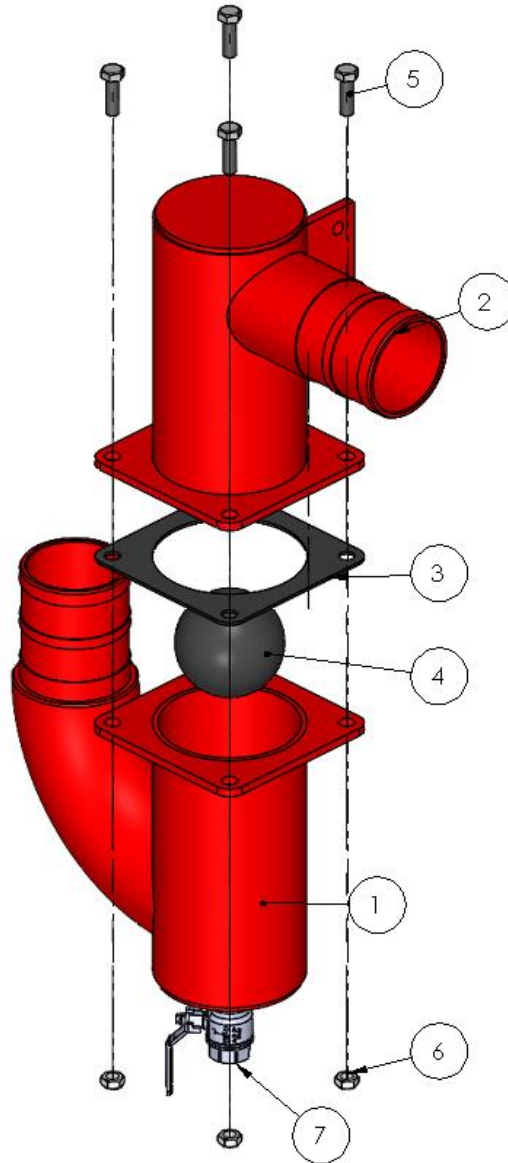


Item	Part Number	Description	Qty.	Notes
1	201202	BODY COMPLETE	1	
2	2012021	CUP	1	
3	2012022	BALL	1	
4	2012025	O-RING	1	
5	2012026	GASKET	1	
6	2012027	INNER BEND	1	
7	2012028	SCREW	1	
8	2012029	O-RING	1	
9	2012030	O-RING	1	
10	2012031	HOSE CONNECTION	1	
11	2012032	PLUG	1	
12	2012033	GASKET	1	
13	2012034	O-RING	1	
14	2012035	HOSE CONNECTION	1	
15	2012023	KEY	1	
16	2012024	DRAIN BALL VALVE WITH HOSE	1	

# SLURRY TANKERS

## 1.07 – 100mm Front Box

2006015-00



ITEM NO.	PART NO.	DESCRIPTION	QTY.
1	2006036-00	Top section to Front Box	1
2	2006035-00	Top section to Front Box	1
3	2011352-02	Rubber Gasket for Top Box	1
4	201174	Dia. 100mm Ball	1
5	FA11220P	M12 x 40 Bolt	4
6	FA02040P	M12 METRIC FINE LOCK NUT	4
7	201179	1" Ball Valve	1

# SLURRY TANKERS

## 1.08 SIGHT GLASSES



PART NUMBER	DESCRIPTION
201156-01	SIGHT GLASS C/W CLAM
2011565-01	GLASS ON ITS OWN



PART NUMBER	DESCRIPTION
201167	2" INSPECTION GLASS
201156	3" INSPECTION GLASS



PART NUMBER	DESCRIPTION
201140	3" RUBBER RING

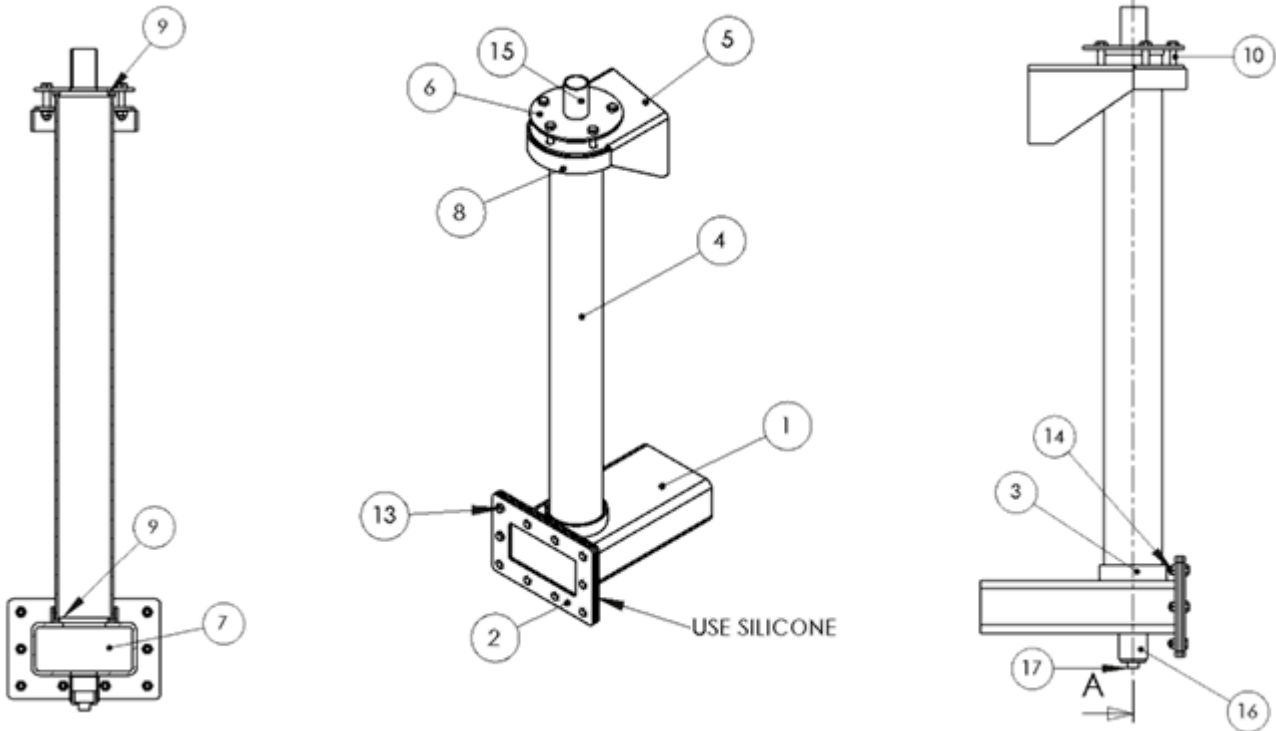


PART NUMBER	DESCRIPTION
201139	3" STEEL THREADED RING

# SLURRY TANKERS

## 1.09- SIGHT TUBES Before March 2020

S200282

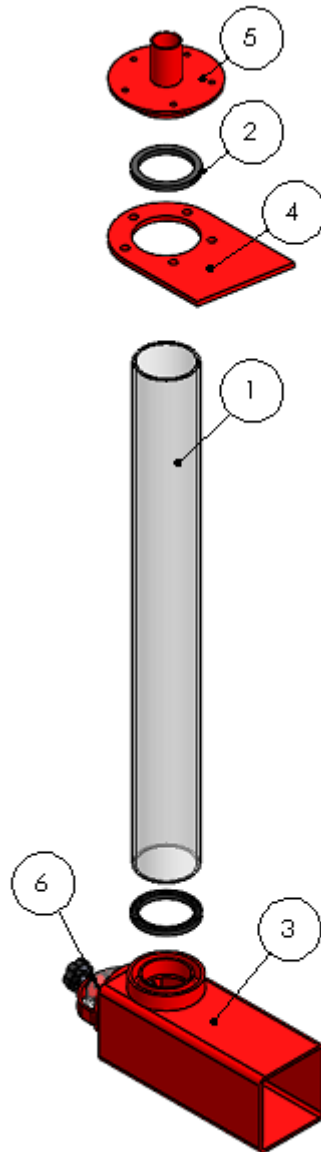


Item	Part Number	Description	Qty.	Notes
1	2402233-00	Sight tube base	1	
2	2401390-01	Sight tube flange	2	
3	2402234-00	Sight tube base ring	1	
4	2402360-00	Sight tube	1	
5	2402276-00	Sight tube bkt	1	
6	2402277-00	Sight tube lid	1	
7	2402361-00	Sight glass	1	
8	2402278-00	Sight tube top bkt front	1	
9	2402362-00	Sight tube seal	2	
10	FA11230P	M12 X 60 Plated bolt	5	
11	FA02040P	M12 Nyloc Nut Plated	5	
12	FA00125	M12 Flat washer plated	5	
13	FA10830P	M8 x 30 set screw plated	10	
14	FA02030P	M10 Nyloc nut plated	10	
15	2402354-00	Breather socket	1	
16	2011855	1 1/2" bsp Pipe Joiner	1	
17	700673	1 1/2" Galv Male Bung	1	

# SLURRY TANKERS

March 2020 Onwards

S200282-02



ITEM NO.	PART NO.	DESCRIPTION	QTY.
1	201177	1.0M Sight Tube	1
	2011771	1.3M Sight Tube	1
2	201176-01	Sight tube seal	2
3	2403100-00	Sight Tube - Bottom Box	1
4	2403200-00	Sight Glass Top Bracket	1
5	2403300-00	Sight Tube- Top Assembly	1
6	201156-01	Glass Sight	1
6a	2011565-01	Glass on its own	1

# SLURRY TANKERS


## 1.10- BRASS GATE VALVE



PART NUMBER	DESCRIPTION
300254	6" BRASS GATE VALVE
2011601	8" 4 BOLT FLANGE VALVE



PART NUMBER	DESCRIPTION
300254H	PERLA SERIES TOP



PART NUMBER	DESCRIPTION
300254J	GASKET FOR PERLA SERIES



PART NUMBER	DESCRIPTION
300254E	BRASS FORK



PART NUMBER	DESCRIPTION
300254B	6" BRASS ROD



PART NUMBER	DESCRIPTION
300254B	STUFFING BOX



PART NUMBER	DESCRIPTION
300254F	WEDGE
300254A	O RING GASKET FOR FLANGE

# SLURRY TANKERS

## 1.11 HEAVY DUTY BRASS GATE VALVE



PART NUMBER	DESCRIPTION
2011615	6" 5F2 BRASS GATE VALVE
	H/DUTY FLANGE-FLANGE



PART NUMBER	DESCRIPTION
201161C	6" 5 TOP CASTING



PART NUMBER	DESCRIPTION
201161D	6" 5 GASKET



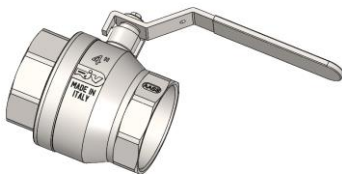
PART NUMBER	DESCRIPTION
801104	HEAVY PADDLE



PART NUMBER	DESCRIPTION
300254G	VALVE 6" "O" RING



PART NUMBER	DESCRIPTION
201175	6" REAR VALVE ACTUATOR
2011755	8" REAR VALVE ACTUATOR (GAS RETURN)
201180	ACTUATOR SEAL KIT



PART NUMBER	DESCRIPTION
2090529	4" BALL VALVE



# SLURRY TANKERS

## 1.12 – VALVES AND FITTINGS



PART NUMBER	DESCRIPTION
201185	1 ½" BLOW OFF VALVE
2011860	2" SAFETY BLOW OFF VALVE



PART NUMBER	DESCRIPTION
2011858	1 ½" BSP DECOMPRESSION VALVE



PART NUMBER	DESCRIPTION
201208	1 ½" HEX NIPPLE
201212	2" HEX NIPPLE



PART NUMBER	DESCRIPTION
700671	2" M/M ADAPTOR



PART NUMBER	DESCRIPTION
2011857	½" BSP PIPE JOINER
2011855	1 ½" BSP PIPE JOINER
201186	2" BSP PIPE JOINER



PART NUMBER	DESCRIPTION
201208	1 1/2" FEMALE TEE - GALV
201214	2" FEMALE TEE - GALV



PART NUMBER	DESCRIPTION
700673	1 1/2" GALV. MALE BUNG



PART NUMBER	DESCRIPTION
201210	2" X 1/2" REDUCING BUSH

77 Redrock Road,  
 Collone, Armagh,  
 N. Ireland BT60 2BL  
 Tel – 0044 28 3755 2390  
 Fax – 0044 28 3755 2399  
 Web – www.redrockmachinery.com

# SLURRY TANKERS



PART NUMBER	DESCRIPTION
2011695	½" BSP PRESSURE GAUGE



PART NUMBER	DESCRIPTION
801050	AM44 DOUBLE OIL DRIPPER
8010845	SINGLE OIL DROPPER
8010934	TRIPLE OIL DROPPER



PART NUMBER	DESCRIPTION
2011742	100mm HEAVY FLOAT BALL
2011746	120mm FLOATING BALL



PART NUMBER	DESCRIPTION
201174	100mm LIGHT FLOAT BALL



PART NUMBER	DESCRIPTION
201230	TANKER VAC. PUMP OIL 5LT HIGH QUALITY TANKER VACUUM PUMP LUBRICANT

CONTACT – 0044 (0) 2837 552390  
 EMAIL – spares@redrockmachinery.com




Machinery Ltd.

# SLURRY TANKERS

## 1.13 – MISCELLANEOUS



PART NUMBER	DESCRIPTION
209054	8" RUBBER GAITER
209055	214-227 HOSE CLIP



PART NUMBER	DESCRIPTION
2011425	BACK DOME CLAMP 2 PIECE



PART NUMBER	DESCRIPTION
700651	1/2" D SHACKLE



PART NUMBER	DESCRIPTION
40002296	724x457 Mud flap Standard for 900
40002294	944x457 Mud flap for 1050/50 R32
40002297	610x457 Mud flap 800



PART NUMBER	DESCRIPTION
201154	10T D/BAR COIL SPRING (GREEN)
4010540	14T D/BAR COIL SPRING (RED)
4010530	WHITE DRAWBAR SPRING



PART NUMBER	DESCRIPTION
4000220	310 x 75 x 6 POLYETHYLEN

77 Redrock Road,  
Collone, Armagh,  
N. Ireland BT60 2BL  
Tel – 0044 28 3755 2390  
Fax – 0044 28 3755 2399  
Web – www.redrockmachinery.com

# SLURRY TANKERS



PART NUMBER	DESCRIPTION
201155	HAND BRAKE LEVER



PART NUMBER	DESCRIPTION
201178	HAND BRAKE CABLE 5mm



PART NUMBER	DESCRIPTION
400019	3/16 WIRE ROPE GRIP



PART NUMBER	DESCRIPTION
4000915-00	DOCUMENT HOLDER



PART NUMBER	DESCRIPTION
HY000125	120mm BLACK FABRIC COVER

CONTACT – 0044 (0) 2837 552390  
EMAIL – spares@redrockmachinery.com



# SLURRY TANKERS


## 1.14 – LIGHTS



PART NUMBER	DESCRIPTION
-------------	-------------

UPTO 2021

4000410-01	LED TAIL LIGHT UNIT c/w CABLE AND EXT. PLUG
------------	---



2021 ONWARD

4000420-00	Double Hamburger Light
------------	------------------------



PART NUMBER	DESCRIPTION
-------------	-------------

4000540	SIDE MARKER LIGHT
4000542	REPLACEMENT WHITE LENSE
4000544	REPLACEMENT RED LENS




PART NUMBER	DESCRIPTION
-------------	-------------

4000465	LED CLEAR MARKER LIGHT
	LED RED MARKER LIGHT
	LED AMBER MARKER LIGHT




PART NUMBER	DESCRIPTION
-------------	-------------

4000530	RED TRIANGLE REFLECTOR
---------	------------------------



PART NUMBER	DESCRIPTION
-------------	-------------

4000520	SELF AD. AMBER REFLECTOR
---------	--------------------------



PART NUMBER	DESCRIPTION
-------------	-------------

4000525	SELF AD. WHITE ROUND
---------	----------------------



PART NUMBER	DESCRIPTION
-------------	-------------

4000517	NUMBER PLATE LIGHT
---------	--------------------

# SLURRY TANKERS



PART NUMBER	DESCRIPTION
700663	7 PIN PLUG
7006635	7 PIN PLUG HOLDER



PART NUMBER	DESCRIPTION
4000365	TRAILING S JUNCTION BOX



PART NUMBER	DESCRIPTION
OLD	
4000558	LED AMBER STROBE LIGHT




NEW	
4000558-01	LED AMBER STROBE LIGHT



PART NUMBER	DESCRIPTION
4000550	12V FLASHING BEACON
4000555	WELD ON STEM FOR FLASHING



PART NUMBER	DESCRIPTION
4000451	LED REAR WORKING LAMP



PART NUMBER	DESCRIPTION
4111135-01	Right Hand Light Box
4111130-01	Left Hand Light Box

---

77 Redrock Road,  
Collone, Armagh,  
N. Ireland BT60 2BL  
Tel – 0044 28 3755 2390  
Fax – 0044 28 3755 2399  
Web – [www.redrockmachinery.com](http://www.redrockmachinery.com)

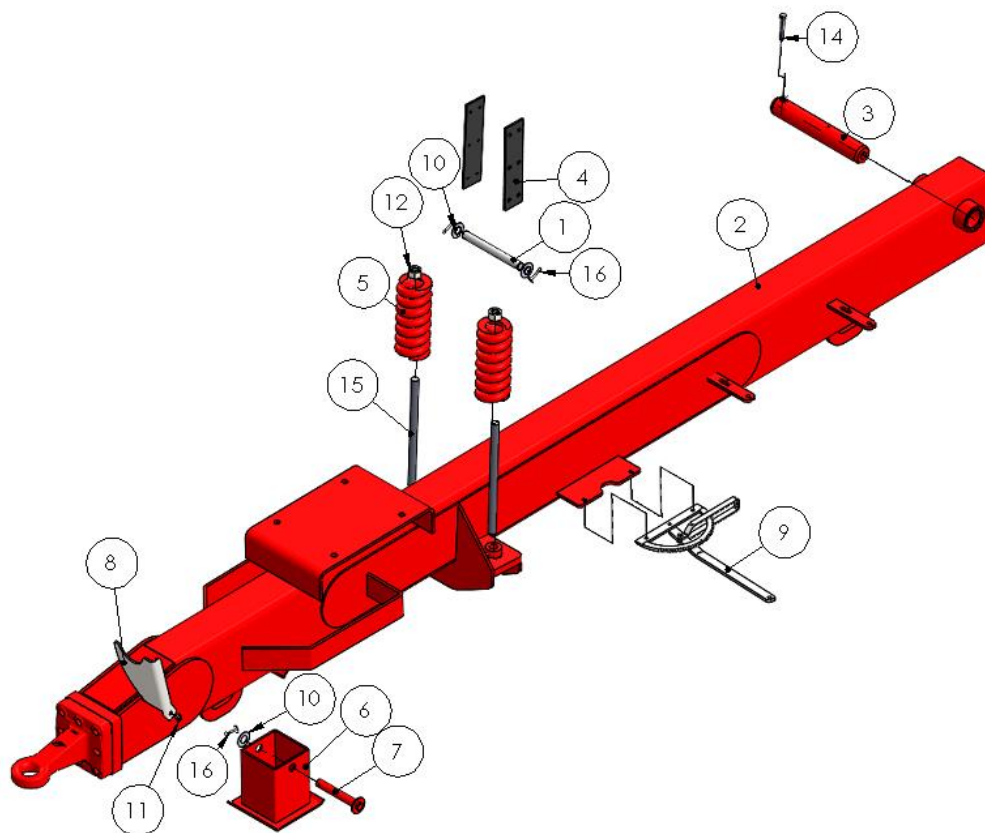
# SLURRY TANKERS

## 1.15 - LIGHTING DIAGRAM

# SLURRY TANKERS

## 2.0 TANKER ASSEMBLIES

### 2.01 DRAWBAR PARTS

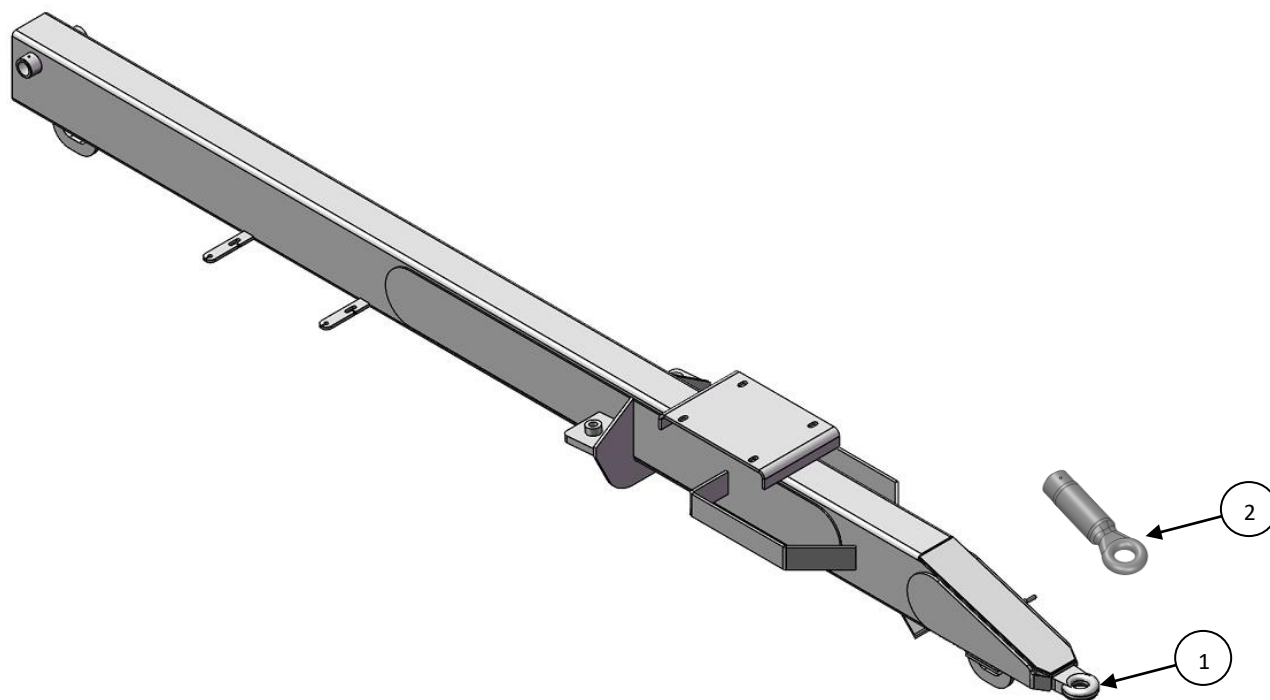


ITEM NO.	PART NO.	DESCRIPTION	QTY.
1	108027-01	Main Beam Fixed Pin	1
2	SEE PAGES 24-27	Drawbar	1
3	4021860-00	45mm Drawbar Pin	1
	235001090-00	Tandem Tanker Heavy Duty Drawbar Hinge 60mm Pin From April 2021	1
4	4000220-01	Poly Strip	2
5	4010530	Sprung Drawbar Spring	2
6	700532-00	Drawbar Stool Assembly	1
7	700561-02	Drawbar Stool Pin Assembly	1
8	700568-02	PTO Holder	1
9	7246310	Handbrake	1
10	FA00170	1" WASHER	3
11	FA02040P	M12 Lock Nut	1
12	FA02070P	M24 nut	4
13	FA11220P	M12x40 Set Screw Plated	1
14	FA11240	M12x80 Hexagon Bolt Plated	1
15	FA16055	24MM THREADED BAR	2
16	FA17410	Split Pin 2.25in x 0.25in	3



# SLURRY TANKERS

## Standard Pump Drawbars with Standard Hitch

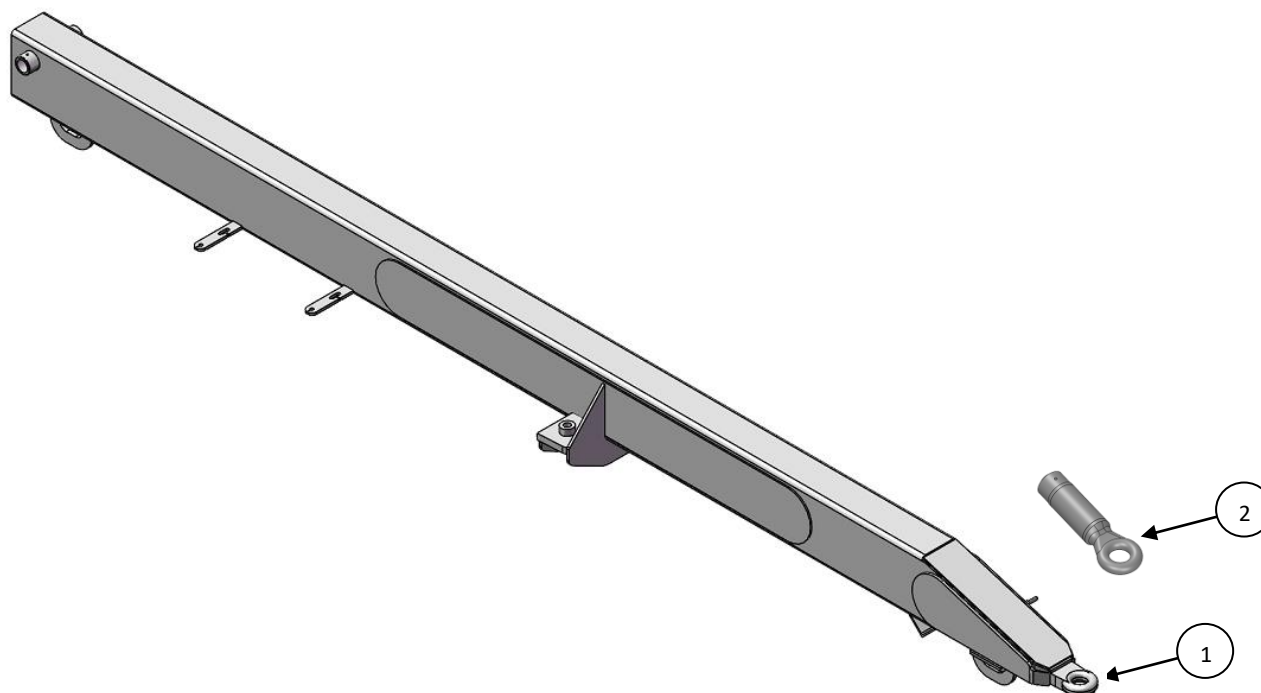


Item no	Part no	Description
1	4000300	12" Towing Eye Weld in
2	4000307	Swivel Towing Eye Weld in

Tanker Size	Drawbar Length in Inches	Part Number
<b>Single Axle Tankers</b>		
1100 Gallon		
1300 Gallon		
1600 Gallon	168"	2001168-00
1800 Gallon	168"	2001168-00
2050 Gallon	182"	2001182-00
2250 Gallon	196"	2001196-00
2500 Gallon	190"	2001190-00
2750 Gallon	204"	2001204-00
3000 Gallon	190"	2001190-00
<b>Tandem Axle Tankers</b>		
3000 Gallon		
3500 Gallon		
4000 Gallon		
4500 Gallon		
5000 Gallon		

# SLURRY TANKERS

## Sludgator Pump / Self Fill Boom Drawbars with Standard Hitch

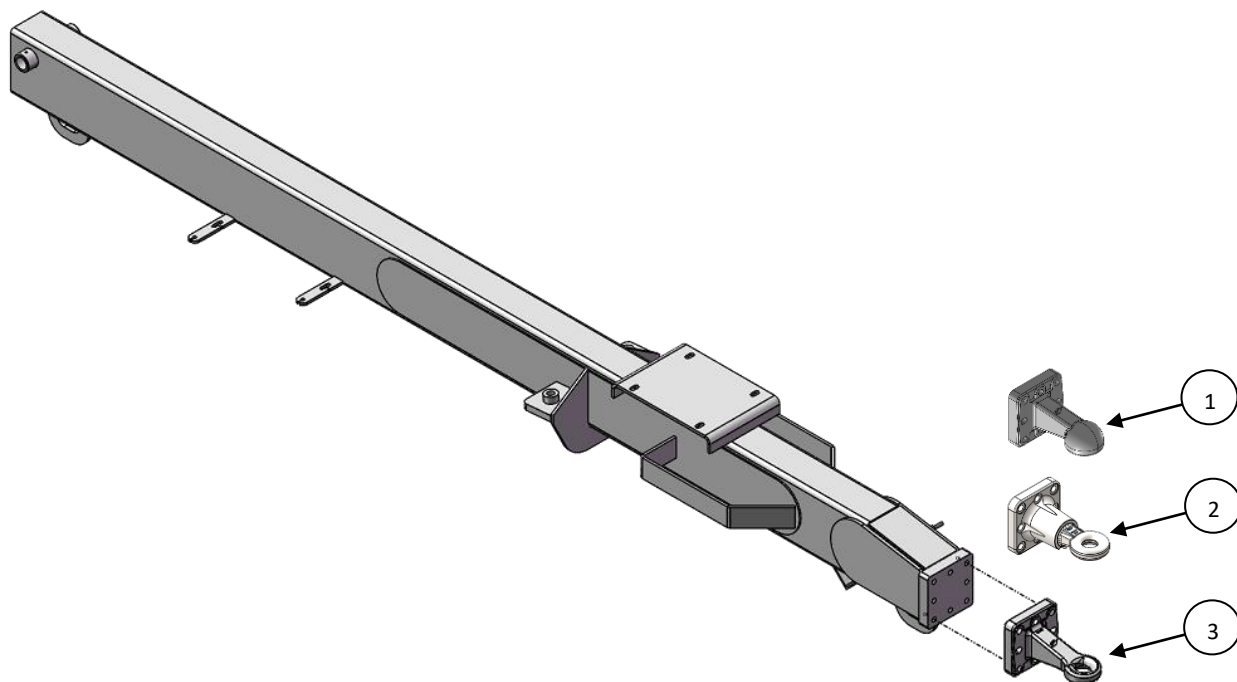


Item no	Part no	Description
1	4000300	12" Towing Eye Weld in
2	4000307	Swivel Towing Eye Weld in

Tanker Size	Drawbar Length in Inches	Part Number
<b>Single Axle Tankers</b>		
1100 Gallon		
1300 Gallon		
1600 Gallon	176"	2001176S-00
1800 Gallon	176"	2001176S-00
2050 Gallon	190"	2001190S-00
2250 Gallon	204"	2001204S-00
2500 Gallon	198"	2001198S-00
2750 Gallon	212"	2001212S-00
3000 Gallon	198"	2001198S-00
<b>Tandem Axle Tankers</b>		
3000 Gallon		
3500 Gallon		
4000 Gallon		
4500 Gallon		
5000 Gallon		

# SLURRY TANKERS

## Standard Pump Drawbars with Bolt on Hitch

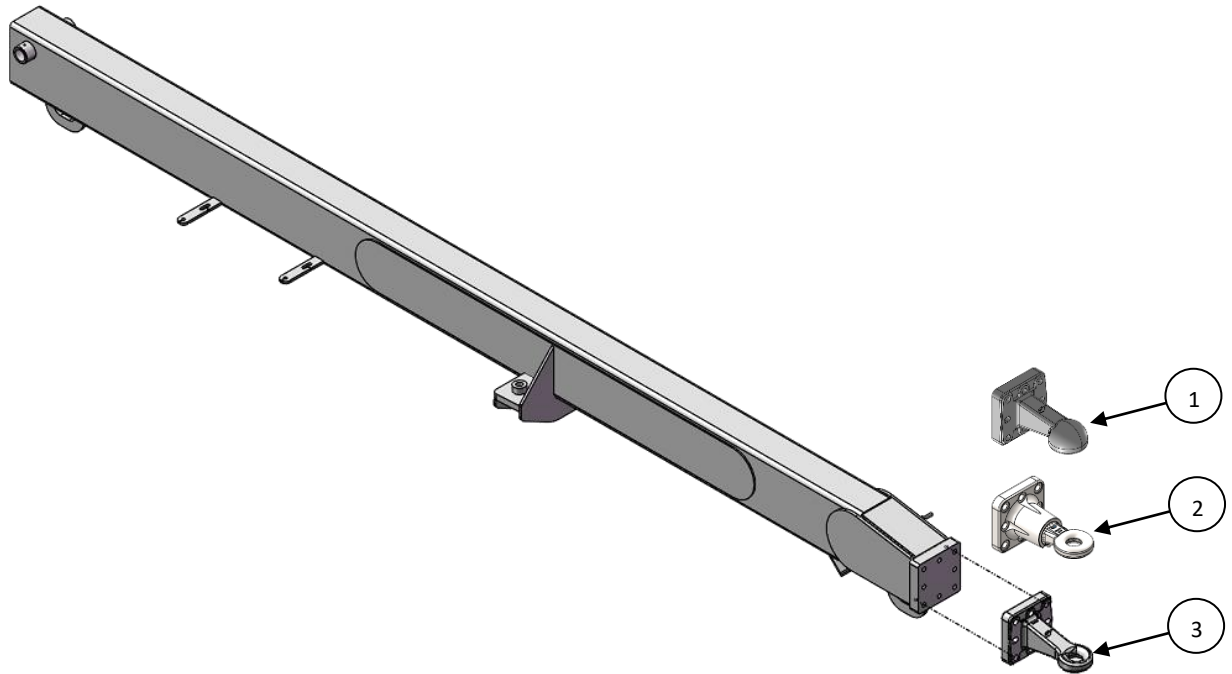


Item no	Part no	Description
1	40003091	K80 Spoon Hitch Bolt on
2	40003078	Swivel Hitch Bolt on
3	40003094	Tow eye Bolt on

Tanker Size	Drawbar Length in Inches	Part Number
<b>Single Axle Tankers</b>		
1100 Gallon		
1300 Gallon		
1600 Gallon	160"	2001160B-00
1800 Gallon	160"	2001160B-00
2050 Gallon	174"	2001174B-00
2250 Gallon	188"	2001188B-00
2500 Gallon	182"	2001182B-00
2750 Gallon	196"	2001196B-00
3000 Gallon	182"	2001182B-00
<b>Tandem Axle Tankers</b>		
3000 Gallon		
3500 Gallon		
4000 Gallon		
4500 Gallon		
5000 Gallon		

# SLURRY TANKERS

## Sludgator Pump / Self Fill Boom Drawbars with Bolt on Hitch



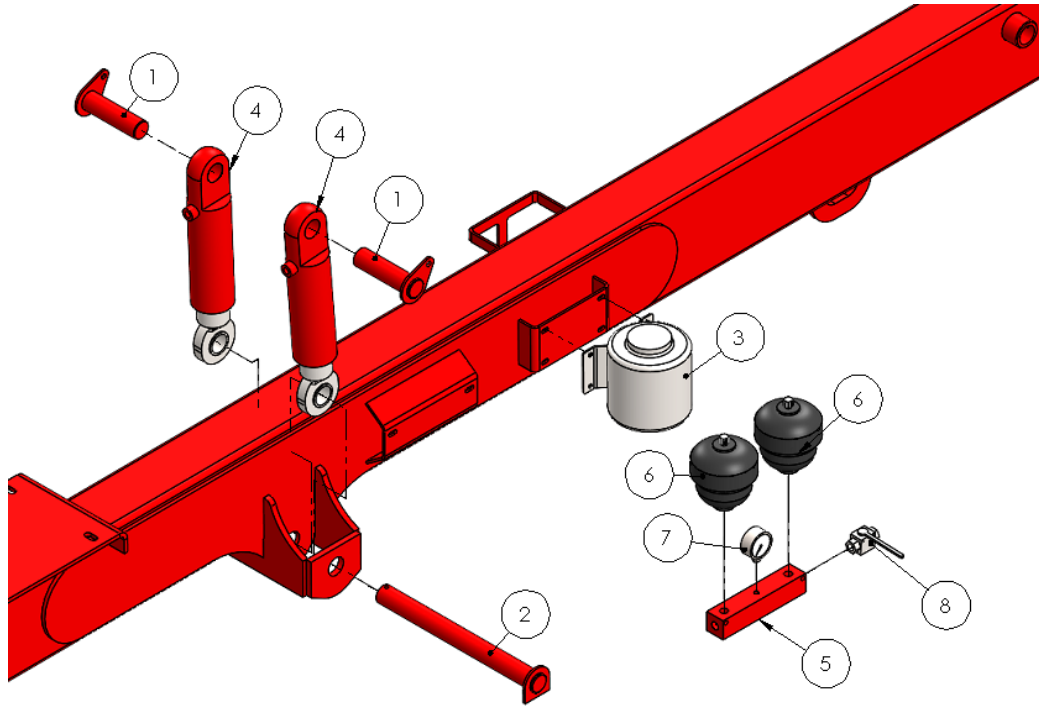
Item no	Part no	Description
1	40003091	K80 Spoon Hitch Bolt on
2	40003078	Swivel Hitch Bolt on
3	40003094	Tow eye Bolt on

Tanker Size	Drawbar Length in Inches	Part Number
<b>Single Axle Tankers</b>		
1100 Gallon		
1300 Gallon		
1600 Gallon	168"	2001168BS-00
1800 Gallon	168"	2001168BS-00
2050 Gallon	182"	2001182BS-00
2250 Gallon	196"	2001196BS-00
2500 Gallon	190"	2001190BS-00
2750 Gallon	204"	2001204BS-00
3000 Gallon	190"	2001190BS-00
<b>Tandem Axle Tankers</b>		
3000 Gallon		
3500 Gallon		
4000 Gallon		
4500 Gallon		
5000 Gallon		

# SLURRY TANKERS

## Hydraulic drawbar

S200225

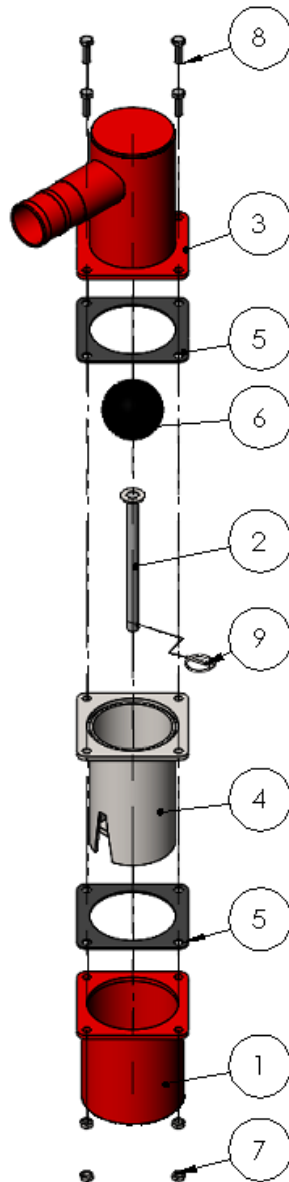


Item No.	Part No.	Description	Qty.
1	251300-00	HSD- Top Ram Pin	2
2	251310-00	HSD Bottom Ram Pin	1
3	HC20092	HSD Sprung Drawbar - Pump	1
4	HC25000-00	Hyd Jack Hand Pump	2
5	HY04607-00	HSD- Block	1
6	HY046072-00	HSD Sprung Drawbar - Accumulator	2
7	HY046076	¼" Pressure Guage	1
8	HY09410	3/8" BSP Ball Valve	1
9	240001040HSD-00	4000 HSD - Bank Plate	1

# SLURRY TANKERS

## 2.02 – TOP BOX PARTS

20054400-00

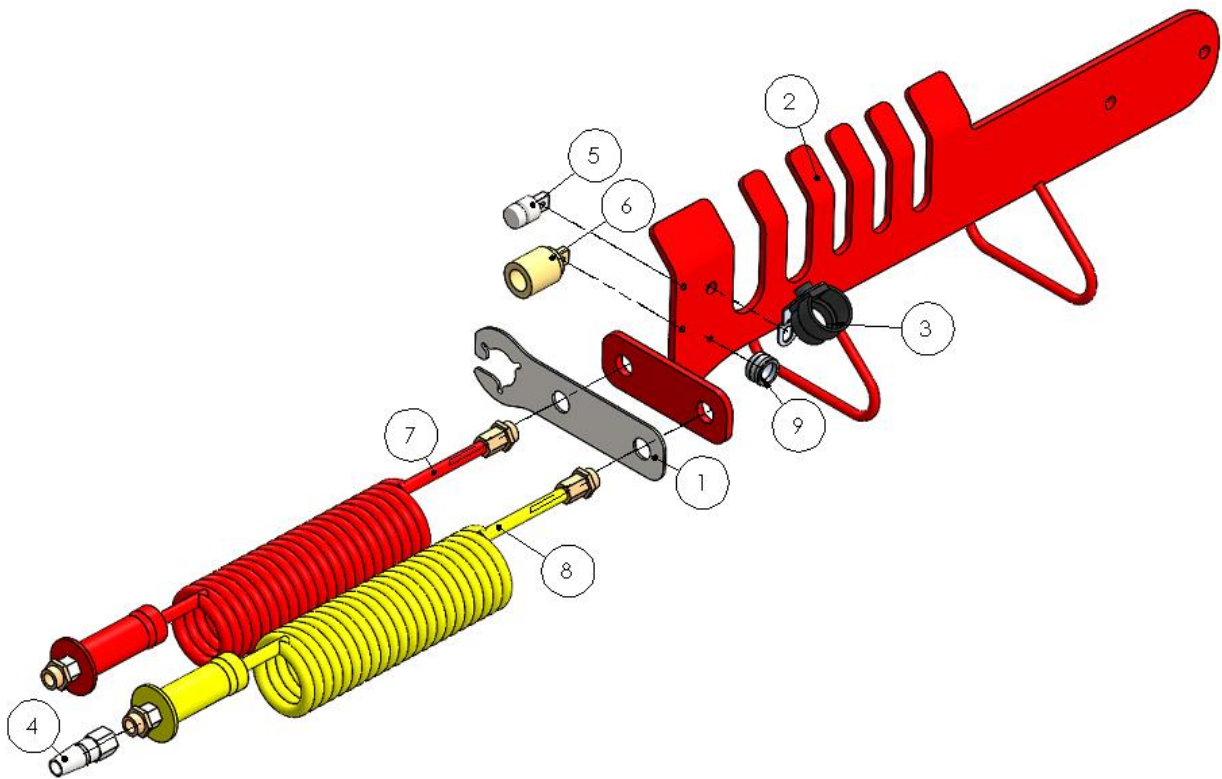


ITEM NO.	PART NO.	DESCRIPTION	QTY.
1	2005435	Top valve WELD IN Assem	1
2	2005500-00	Top Box Pin	1
3		80mm Top Section for Top Box	
	2005600-00	100mm Top Section For Top Box	1
4	2005700-00	Middle Section For Top Box	1
5	2011352-02	Rubber Gasket for Top Box	2
6	201174	Dia. 100mm Ball	1
7	FA02040P	M12 METRIC FINE LOCK NUT	4
8	FA11220P	M12 x 40 Bolt	4
9	FA17210	1/4" LYNCH PIN	1

# SLURRY TANKERS

## 2.03 – HOSE HOLDER

2005455-04

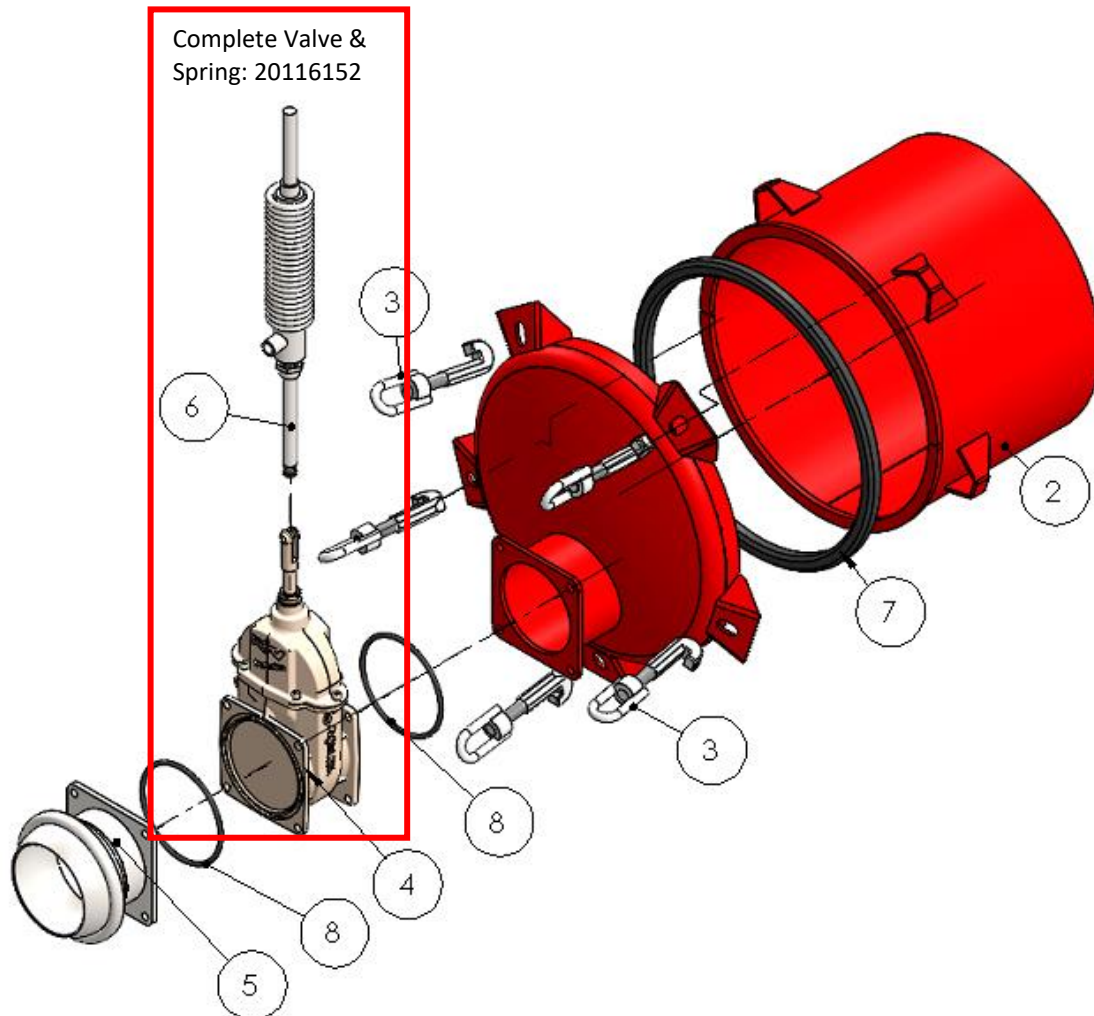


ITEM NO.	PART NO.	DESCRIPTION	QTY.
1	2000192-01	Basic Electric Control Port Holder	1
2	2005455-04	HOSE HOLDER	1
3	7006635-01	Lights Plug Holder	1
4	AX21002	Male Air Q/R Coupling C Type Emergency Line (Red) PFQ-MEM22)	1
5	AX210057A	Susie Hose Holder Fitting	1
6	AX210057B	Susie Hose Holder Fitting	1
7	AX21006	Red Line Susie Hose M22 c/w Handle Grips (PFA-SCRM22-H)	1
8	AX21008	Yellow Line Susie Hose M22 c/w Handle Grips (PFA-SCYM22-H)	1
9	HY08015	Hydraulic Fitting	1

# SLURRY TANKERS

## 2.04- 20" BACK DOME

2005485-01



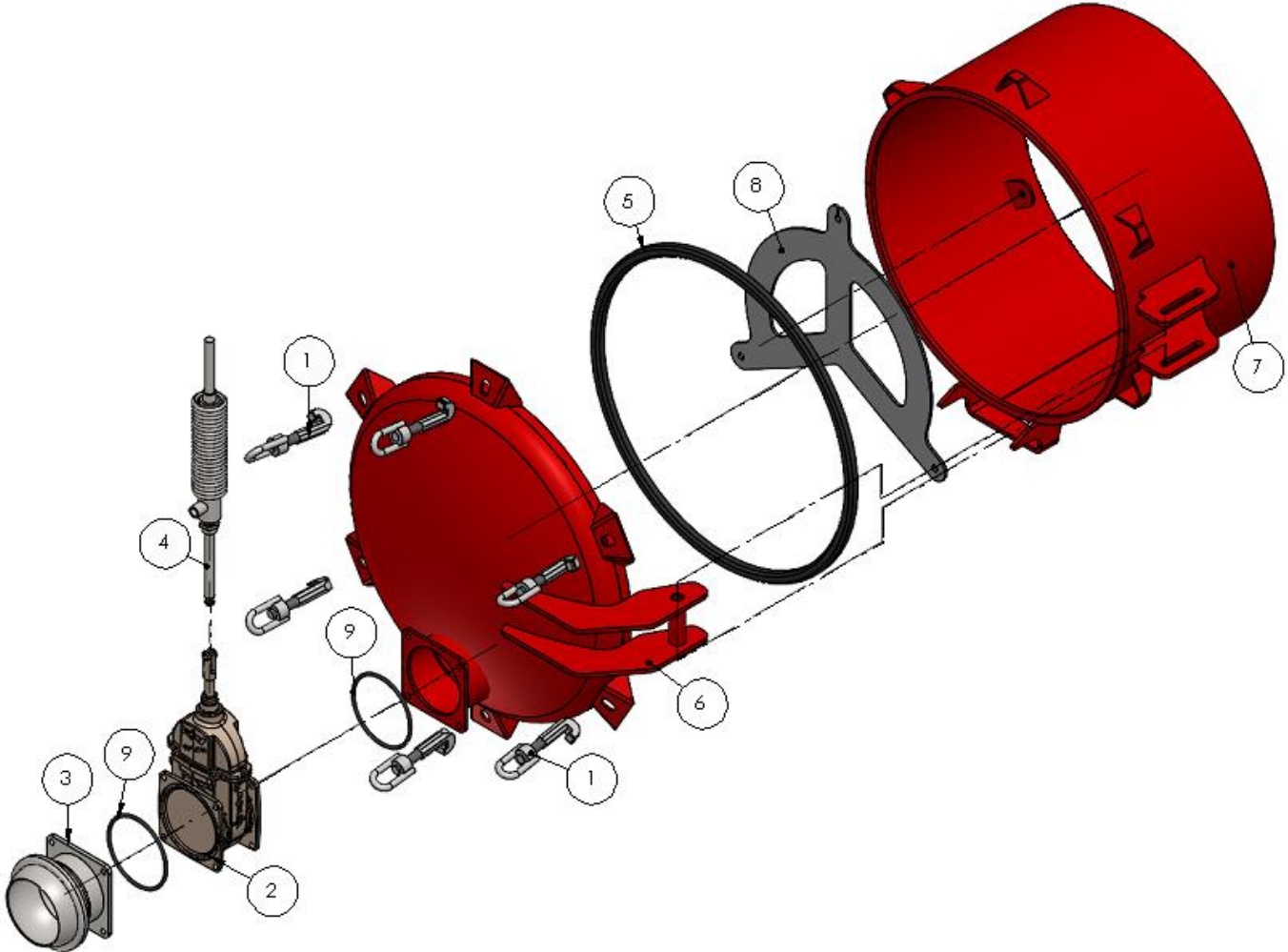
ITEM NO.	PART NO.	DESCRIPTION	QTY.
1	2005470-02	20" Dome Hatch Assembly	1
2	2005480-02	20" Dome Barrel Assembly	1
3	2011425	Hook Clamp Bolt	5
4	2011615	Valve	1
5	2011635	6" Italian Male Coupling 4 bolt flange	1
6	201175	Actuator	1
	201180	Actuator Seal Kit	1
	201130	Actuator piston	1
	201175	Actuator return spring	1
	300254D	Actuator to gate valve seal	1
7	20119420-00	20" Dome Door Seal	1
8	300254G	6" Valve "O" Ring	2



# SLURRY TANKERS

## 2.05- 30" BACK DOME

2015485-01

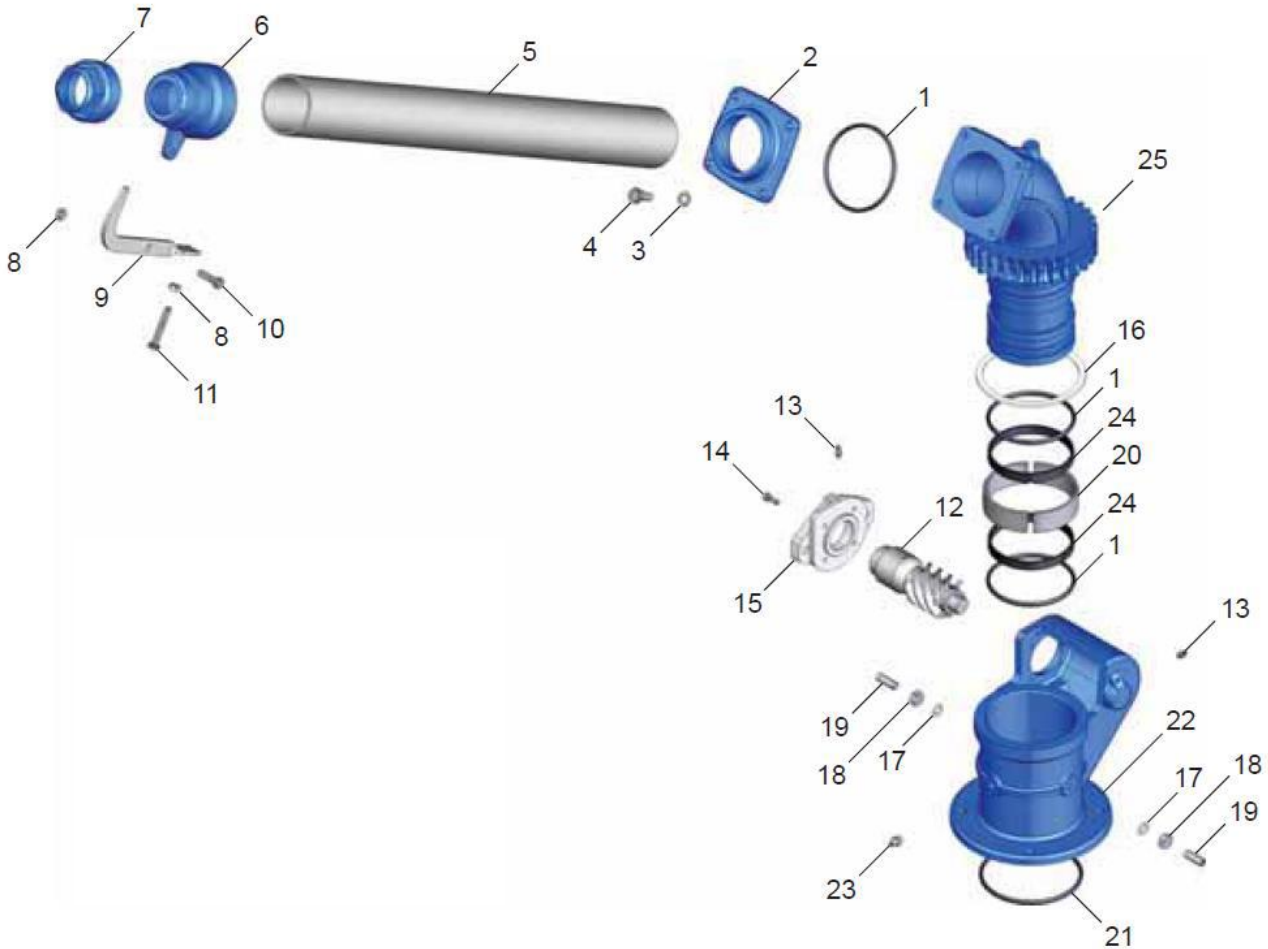


ITEM NO.	PART NO.	DESCRIPTION	QTY.
1	2011425	Hook Clamp Bolt	6
2	2011615	Valve	1
3	2011635	6" Italian Male Coupling 4 bolt flange	1
4	201175	Actuator	1
	201180	Actuator Seal Kit	1
	201130	Actuator piston	1
	201175	Actuator return spring	1
	300254D	Actuator to gate valve seal	1
5	20119430-01	30" Dome Door Seal	1
6	2015470-02	30" Dome Hatch Assembly	1
7	2015480-02	30" Dome Barrel Assembly	1
8	2280101-00P	Back Dome Access Guard	1
9	300254G	6" Valve "O" Ring	2

# SLURRY TANKERS

## 2.06- RAIN GUN 1 RAM RAIN GUN

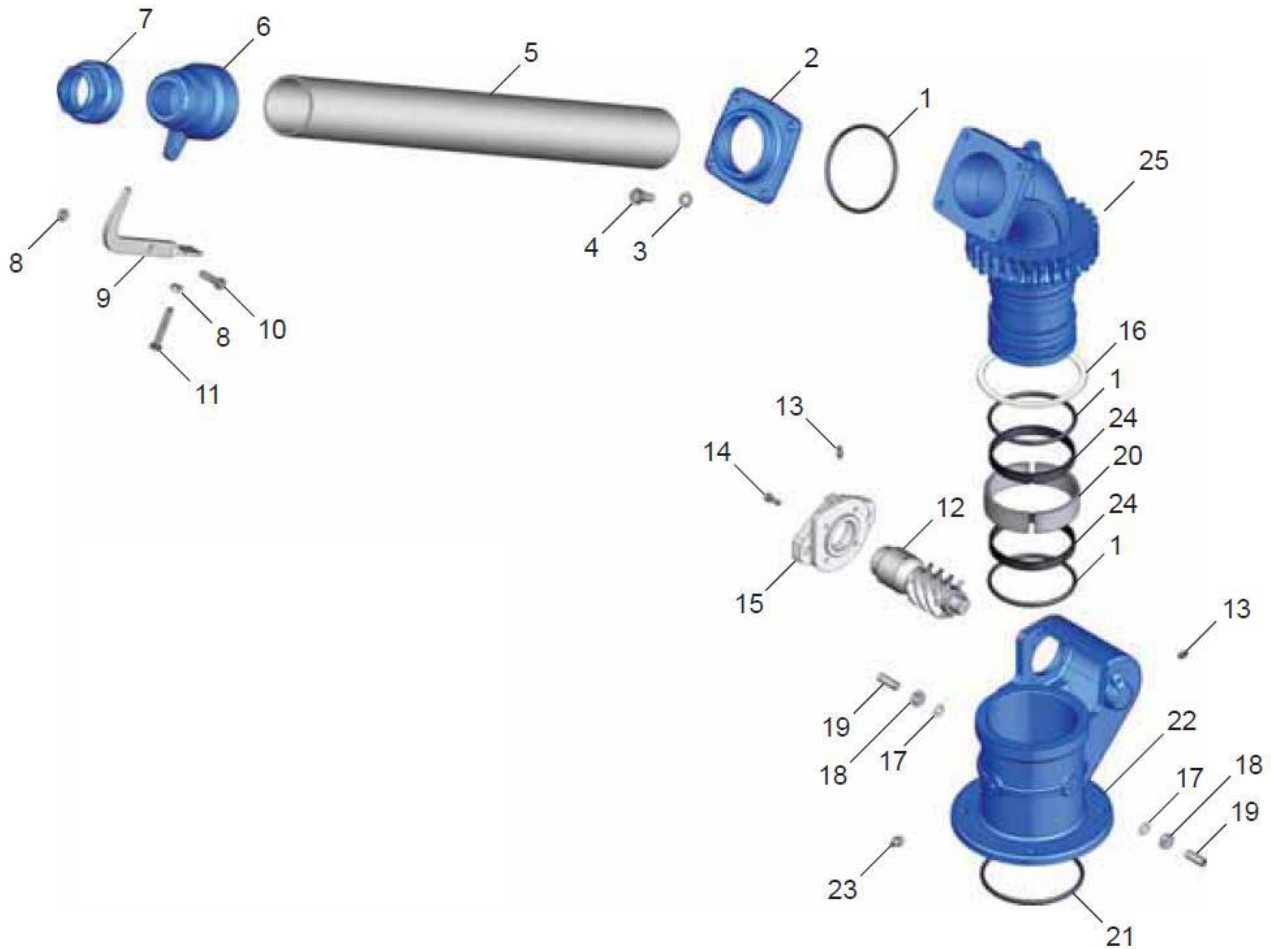
209092



Item	Part Number	Description	Qty.
1	8010605	O Ring	3
2	8010650	Flange Plate	1
3	FA00020P	Washer (M10)	4
4	FA11013	Bolt (M10x25)	4
5	8010620	Tube 3" x 750 mm	1
6	8010625	Large Nozzle	1
7	8010630	Small Nozzle	1
8	FA01020	Nut (M8)	2
9	8010635	Nozzle Needle	1
10	FA010830P	Bolt (M8x30)	1
11	FA10860P	Bolt (M8x50)	1
12	8010640	Hydraulic Fitting	1

# SLURRY TANKERS

209092

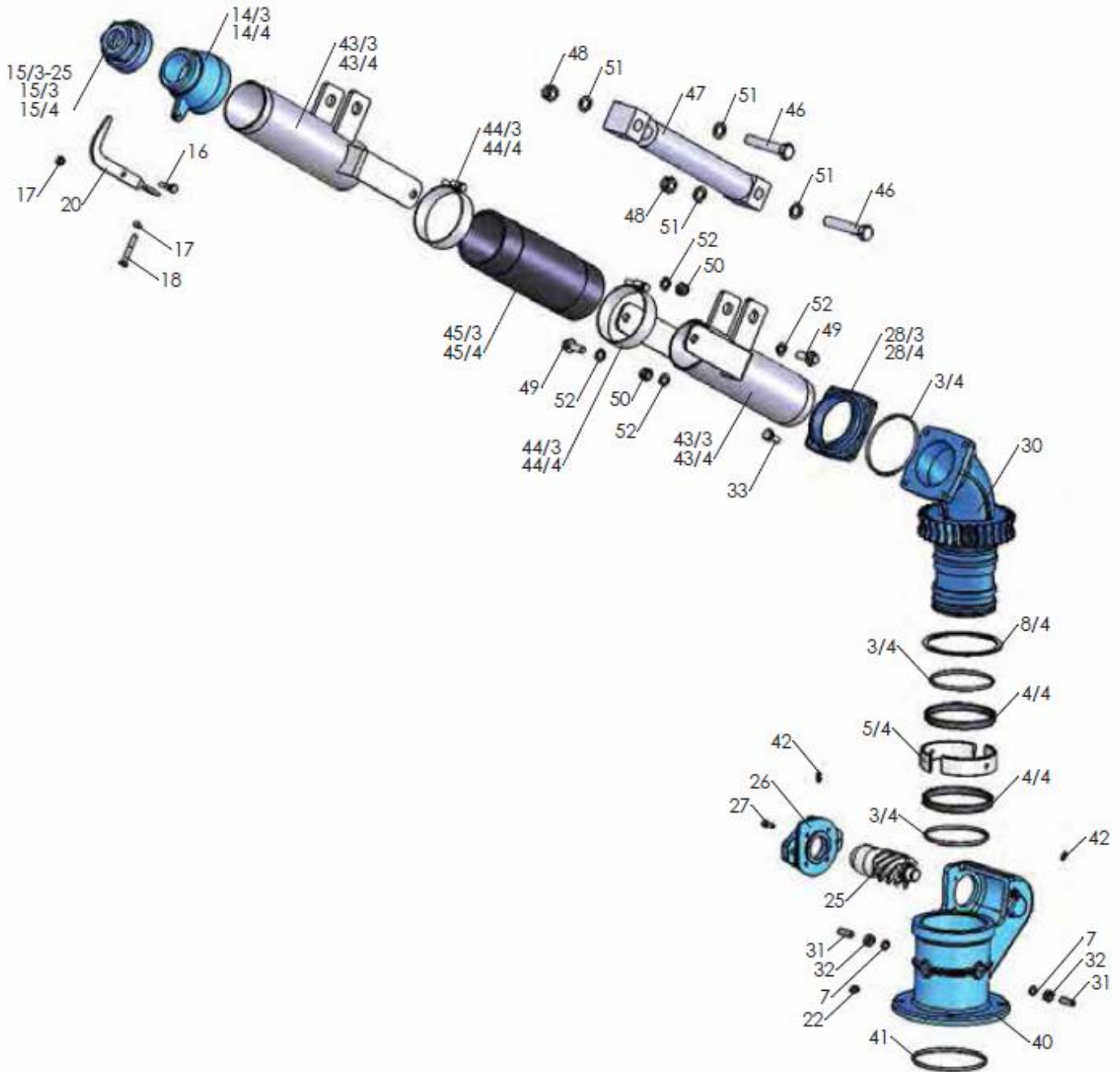


Item	Part Number	Description	Qty.
13	FA18110	Grease Nipple (M6x1)	2
14	FA10608P	Bolt (M6x16)	4
15	8010645	Flange Plate	1
16	8010618	Top Seal	1
17	FA00020P	Washer (M10)	2
18	FA01030P	Nut (M10)	2
19	8010660	Stud	2
20	8010615	Wear Ring	2
21	8010670	6.99 x 114.70 O Ring	1
22	8010665	Flange Housing	1
23	FA18200	Grease Nipple (M10x1.5)	1
24	8010610	Guide Ring	2
25	8010655	Swivel Flange Body	1

# SLURRY TANKERS

## 2 RAM RAIN GUN

2090925



77 Redrock Road,  
Collone, Armagh,  
N. Ireland BT60 2BL  
Tel – 0044 28 3755 2390  
Fax – 0044 28 3755 2399  
Web – www.redrockmachinery.com

# SLURRY TANKERS

2090925

LABEL	PART NO.	DESCRIPTION	QTY
3/4	5030210008	SEAL RING - OR 189	3
4/4	5060205002	DRIVING RING - EDWR/AGE 110	2
5/4	4011806002	FASTENER RING - PIPE 3-4"	2
7	5050202002	ALUMINIUM WASHER - Ø 10X16X1,5	2
8/4	5060205004	SLIDING RING - GETTO"	1
9	4011704001	BUSH - Ø 32X22X25 SWIVEL PIPE	1
13/3	4011806003	DRAWN HOSE - Ø 2"1/2X750 PIPE 3"	1
13/4	4011806004	DRAWN HOSE - Ø 3"X750 PIPE 4"	1
13/5	4011806030	DRAWN HOSE - Ø 3"1/2X740 PIPE 5"	1
14/3	4010001001	NOZZLE HOLDER - SWIVEL GUN 3"	1
14/4	4010001003	NOZZLE HOLDER - SWIVEL GUN 4"	1
14/5	4010001060	NOZZLE HOLDER - SWIVEL GUN 5"	1
15/3	4010001002	NOZZLE - SWIVEL GUN 3"	1
15/3-25	4010001005	NOZZLE - SWIVEL GUN 3" - HOLE Ø 25 mm	1
15/4	4010001004	NOZZLE - SWIVEL GUN 4"	1
15/5	4010001058	NOZZLE - SWIVEL GUN 5" - Ø45	1
16	5050107048	GALVANIZED SCREW - M 8X30 TE	1
17	5050307007	NUT - M 8 GALVANIZED	2
18	5050107013	GALVANIZED SCREW - M 8X50 TE	1
20	4010006004	BREAK-SEWAGE - SWIVEL GUN	1
22	5050812003	LUBRICATOR - M 10X1.5	2
25	4020006003	WORM - PIPE HYDRAULIC	1
26	4010406006	HYDR. MOTOR CONN. FLANGE - SWIVEL PIPE	1
27	5050107008	SCREW - M 6X16 TCEI	4
28/3	4010601080	HOSE-HOLDER COVER - GETTO 3"	1
28/4	4010601079	HOSE-HOLDER COVER - GETTO 4"	1
29	4011001015	SUPPORT - MANUAL SWIVEL PIPE 3-4"	1
30	4010101033	REVOLVING BODY - PIPE	1
31	5051007003	DOWEL - M 10X30 P.P.	2
32	5050307003	NUT - M 10	2
33	5050107020	SCREW - M 10X25 TE	4
34	5050207004	SMOOTH WASHER - Ø 10	4
35	4020006002	WORM - PIPE MANUAL	1
36	4010406005	GRIPPING FLANGE - SWIVEL PIPE	1
37	5050107006	SCREW - M 6X20 TE	4
38	5050207002	SMOOTH WASHER - Ø 6	4
39	5050207013	BRASS KASHER - Ø 30X22X2	1
40	4011001020	SUPPORT - HYDRAULIC SWIVEL PIPE 3-4"	1
41	5030210014	SEAL RING - OR 199 GETTO 4"	1
42	5050812004	LUBRICATOR - M 6X1	2
43/3	4011806025	PIPE FOR ADJUSTABLE GUN 3"	2
43/4	4011806026	PIPE FOR ADJUSTABLE GUN 4"	2
44/3	5100706003	CLAMP - Ø 80	2
44/4	5100706010	CLAMP - Ø 110	2

LABEL	PART NO.	DESCRIPTION	QTY
45/3	4011707080	FLEXIBLE HOSE ADJ. GUN 3"	1
45/4	4011707081	FLEXIBLE HOSE ADJ. GUN 4"	1
46	5050107128	SCREW - M 18X100 TE GALVANIZED	2
47	5090000080	HYDRAULIC CYLINDER - SWIVEL GUN	1
48	5050300015	SELF-LOCKING NUT M 18	2
49	5050107127	SCREW - M 12X30 TE GALVANIZED	2
50	5050300013	SELF-LOCKING NUT M 12	2
51	5050207026	GALVANIZED FLAT WASHER - Ø 18	4
52	5050207025	GALVANIZED FLAT WASHER - Ø 12	4
53	5050107109	SCREW - M 10X25 TEF	4
54/4	4010601202	HOSE-HOLDER COVER - GETTO 4" HD	1
54/5	4010601201	HOSE-HOLDER COVER - GETTO 5" HD	1
55	5030210098	SEAL RING - 107,2X5,34 OR 6425	1
56	4010101186	REVOLVING BODY - PIPE 4"-5" HD	1
57	5030210002	SEAL RING - OR 4625	1
58	5010007003	STEEL BALL Ø 1/2"	52
59	5020400011	ORBITAL HYDRAULIC MOTOR 315 CC	1
60	4011001153	SUPPORT - HYDRAULIC SWIVEL PIPE 4"-5" HD	1
61	5050202007	FLAT WASHER - Ø 16X20X1,5	2
62	5050906006	PLUG Ø 16X1,5 - DIN 908	2

CONTACT – 0044 (0) 2837 552390  
EMAIL – spares@redrockmachinery.com

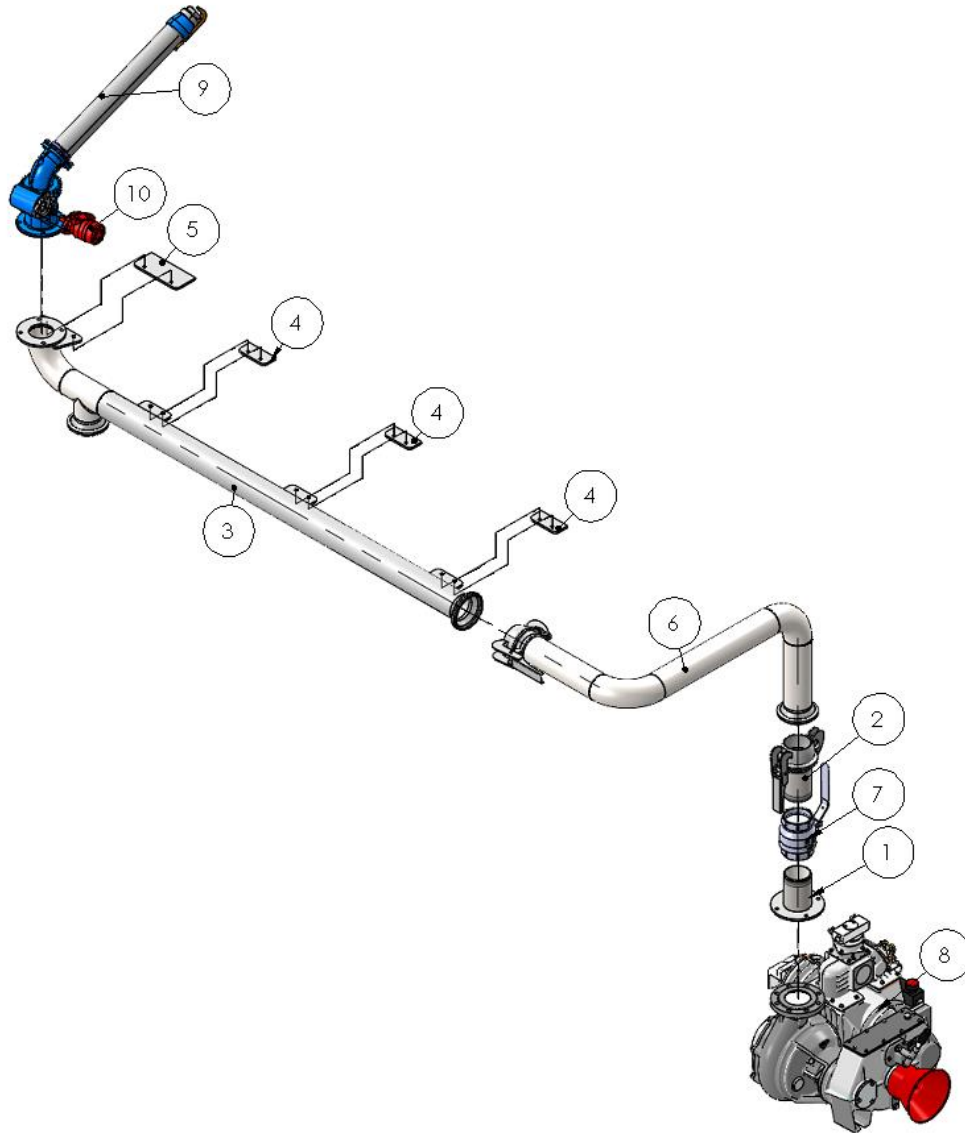


Machinery Ltd.

# SLURRY TANKERS

## RAIN GUN PIPING

S200260

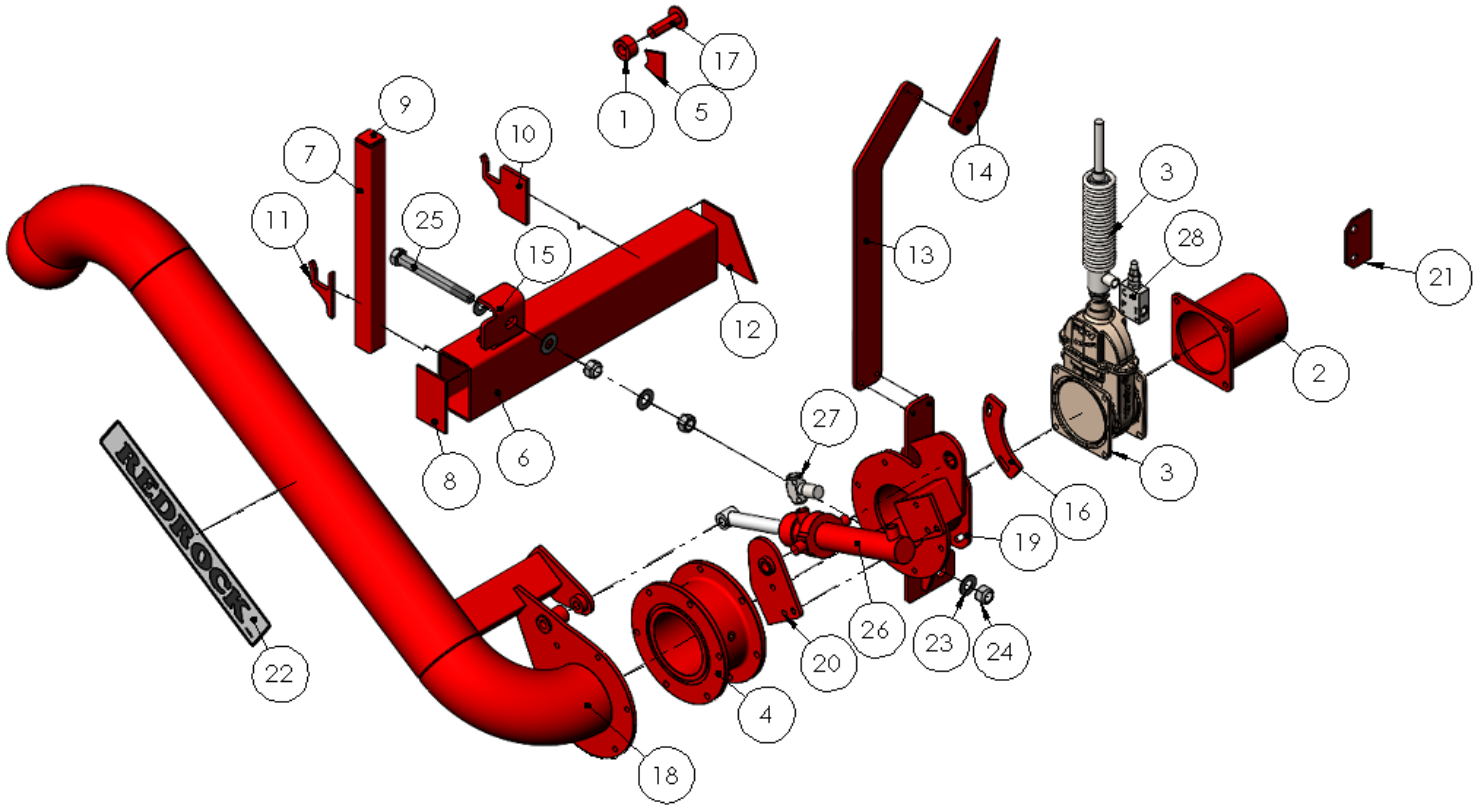


ITEM NO.	PART NO.	DESCRIPTION	QTY.
1	20026010-00	Rain gun bottom Upright on Jurop Assem	1
2	20026020-00	Rain gun Top Upright Assem	1
3	20026040-00	Rain gun Pipe Assem	1
4	20026042-00	Rain gun Weld on Bracket	3
5	20026043-00	Rain gun Weld on Bracket	1
6	20027230-00	3000gal -4000gal rain gun joint	1
7	2090529	4" Valve	1
8	See SECTION 3.0	Pump With Sludge	1
9		Rain gun	1
10	HY09040	Motor	1

# SLURRY TANKERS

## 2.07- 6" SELF FILL BOOM & POT

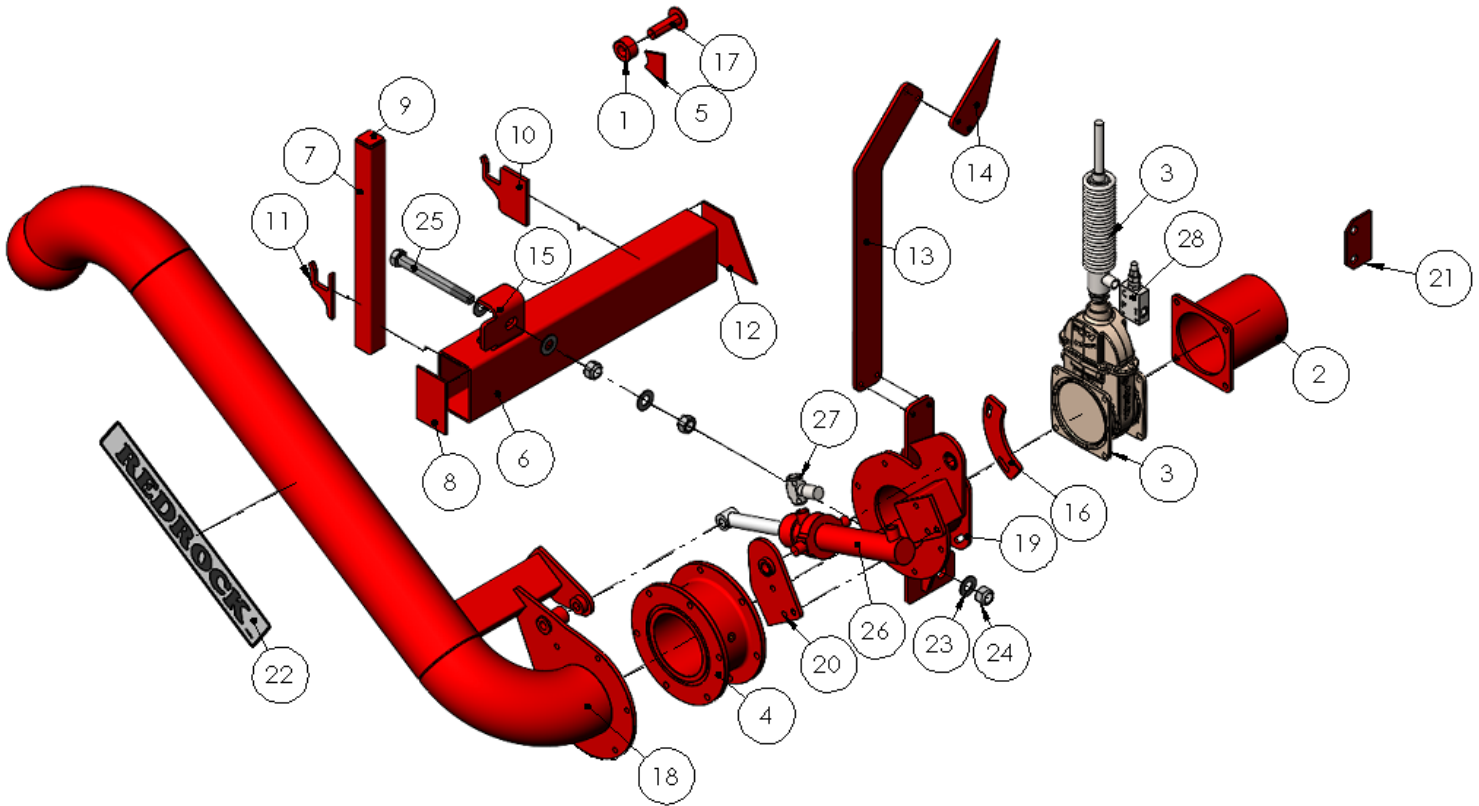
S200240



ITEM NO.	PART NO.	DESCRIPTION	QTY.
1	101129-01	Draw Spring Locating Bush	1
2	2005435	Top valve WELD IN Assem	1
3	20116152	6" Valve c/w Spring Actuator	1
4	201192	6" Pipe Swivel Joiner	1
5	203315-00	SFB Pot Holder Bush Holder	1
6	203335-00	SFB BOX	1
7	203345-00	SFS Box support	1
8	203355-00	SFB BOX FRONT BLANK	1
9	203365-00	SFB Box support blank	1
10	203394-00	SFB Back Longer Pot Holder	1
11	203395-00	SFB Pot Holder	1
12	203396-00	SFB BOX BACK BLANK	1
13	203415-00	SFB STRENGTHENING PLATE	1
14	203417-00	SFB STRENGTHENING TANK BRKT	1

# SLURRY TANKERS

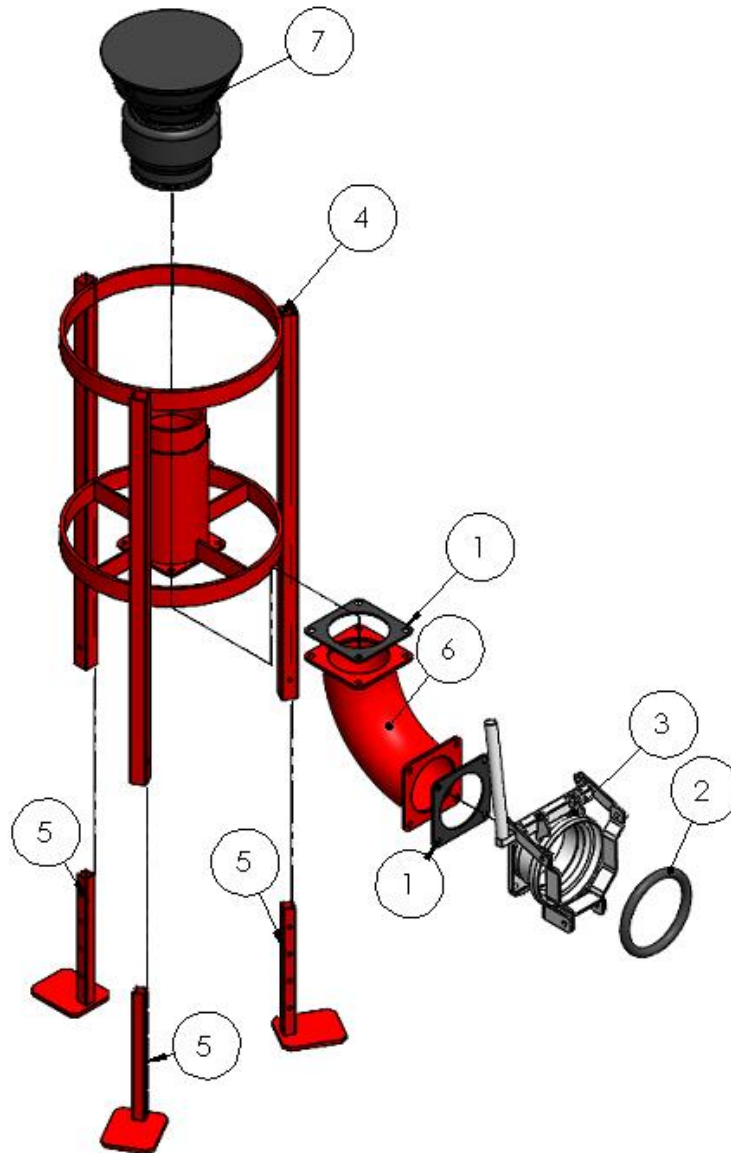
S200240



ITEM NO.	PART NO.	DESCRIPTION	QTY.
15	203419-00	SFB Adjustor Folded plate	1
16	203480-01	SFB SUPPORT BOX BOLT ON PLATE	1
17	203490-00	6" SFB Pot Transport Locking Pin	1
18	2035433-01	Self-Fill Boom 6" Arm	1
19	2035435-01	6" SFB Mount	1
20	2035437	SFB Ram Rear Bolt Plate	1
21	2260345-00	Self-Fill Boom Hyd. Plate	1
22	800064	Redrock Black & White (Sticker)	1
23	FA00165	M24 Flat Washer Plated	4
24	FA02070P	M24 Nyloc Nut Plated	3
25	FA12490	M24x220 Hexagon Bolt Plated	1
26	HC20030	SFB Ram	1
27	HY09386	1/2" Needle Valve 2 Way	1
28	HY09395	3/8" Sequence Valve 3 Port	1

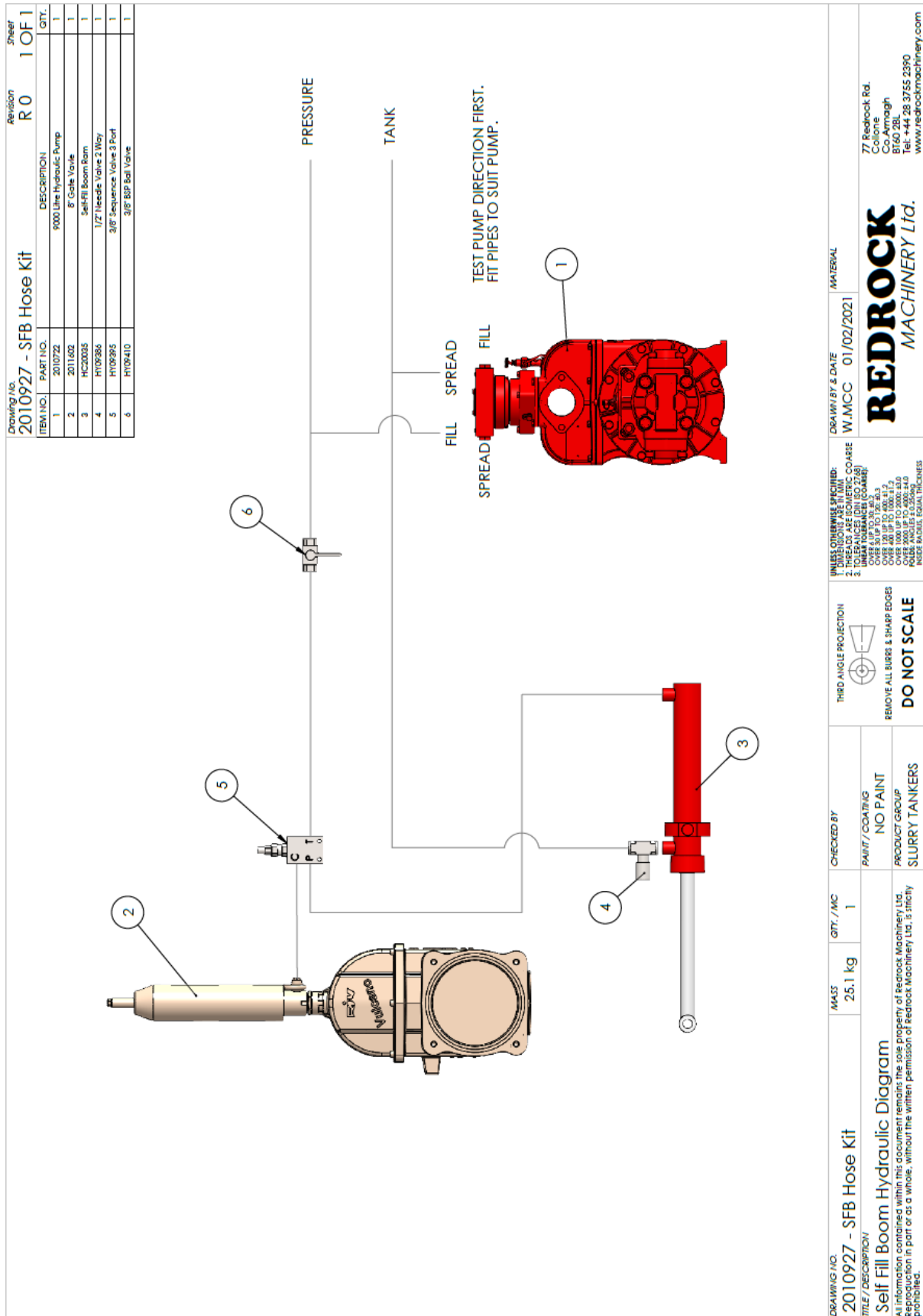


# SLURRY TANKERS



ITEM NO.	PART NO.	DESCRIPTION	QTY.
1	2011352	Rubber Gasket	2
2	2011975	6" Perrot Female Rubber Ring	1
3	201198	Perrot Quick Attach Unit	1
4	2035432-01	Self-Fill Boom Pot Frame	1
5	2035433-00	6" SFB Pot Leg	3
6	2035438-00	6" SFB Pot 90 Bend	1
7	2090548	6" rubber cone	1

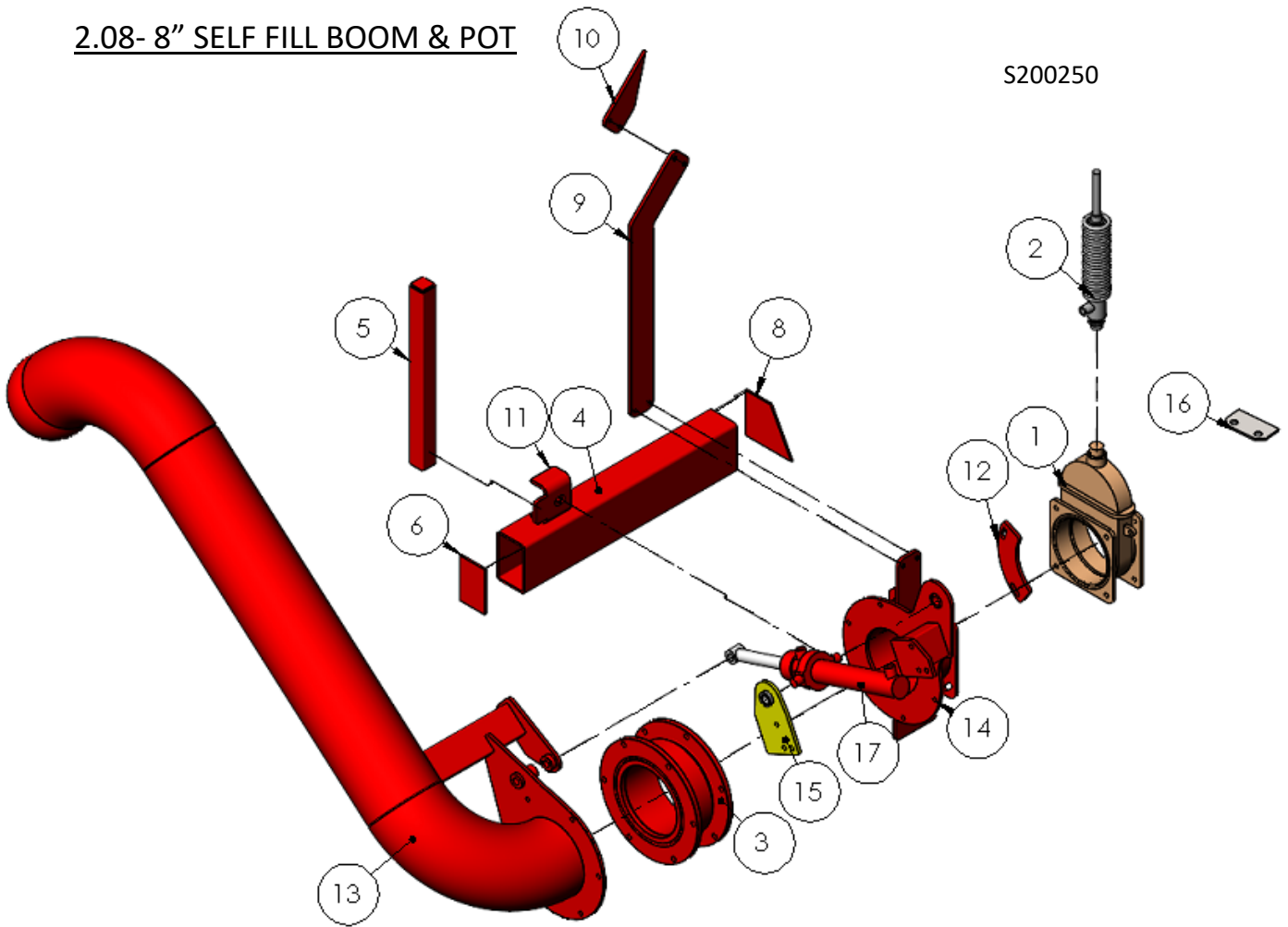
# SLURRY TANKERS



# SLURRY TANKERS

## 2.08- 8" SELF FILL BOOM & POT

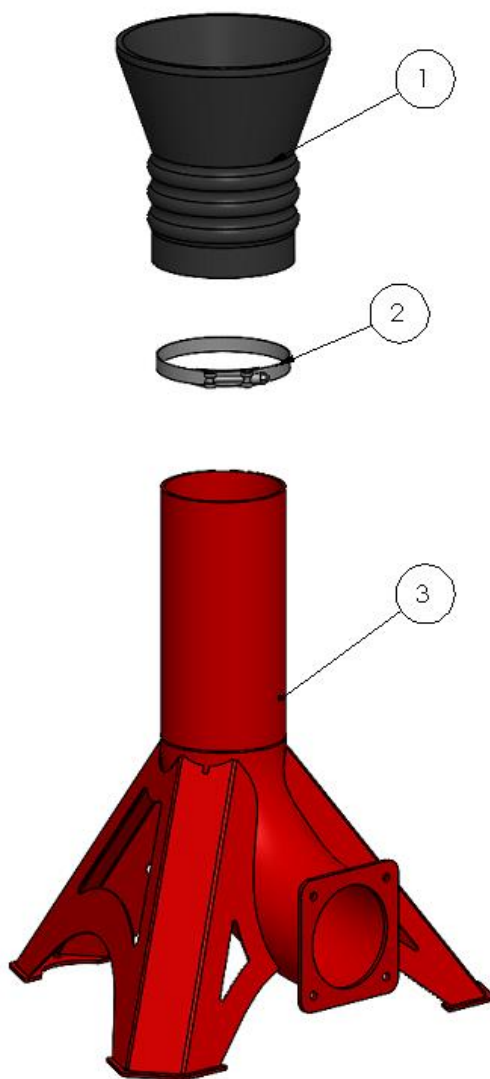
S200250



ITEM NO.	PART NO.	DESCRIPTION	QTY.
1	2011601	8" Valve	1
2	2011755	8" Rear Valve Actuator	1
3	2011924	rotator	1
4	203335-00	SFB BOX	1
5	203345-00	SFS Box support	1
6	203355-00	SFB BOX FRONT BLANK	1
7	203365-00	SFB Box support blank	1
8	203396-00	SFB BOX BACK BLANK	1
9	203415-00	SFB STRENGTHENING PLATE	1
10	203417-00	SFB STRENGTHENING TANK BRKT	1
11	203419-00	SFB Adjustor Folded plate	1
12	203482-01	Self-Fill Boom Stay Bracket	1
13	2035443	8" Self Fill Boom Arm	1
14	2035445-02	Self-Fill Boom Arm Mount	1
15	2035447	Ram Mount Plate	1
16	2260345-00	Self-Fill Boom Hyd. Plate	1
17	HC20035	Self-Fill Boom Ram	1

# SLURRY TANKERS

S200250

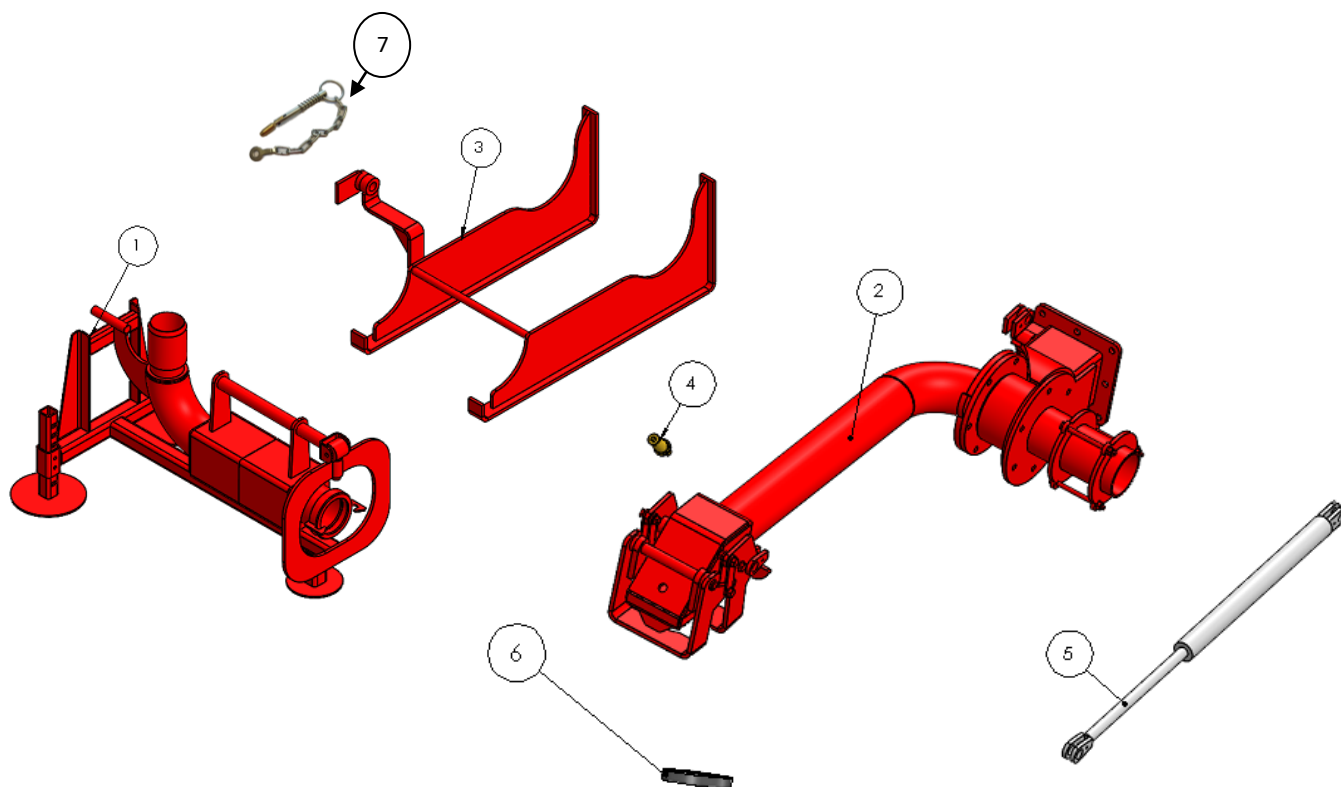


Item no.	Part no.	Description	Qty.
1	2090545	8" Rubber Cone	1
2	209055	214 – 227 HOSE CLIPS	1
3	2035452	8" SFB Pot	1

# SLURRY TANKERS

## 2.09 – SAFALLA SYSTEM / DCI ARM

S200295-02



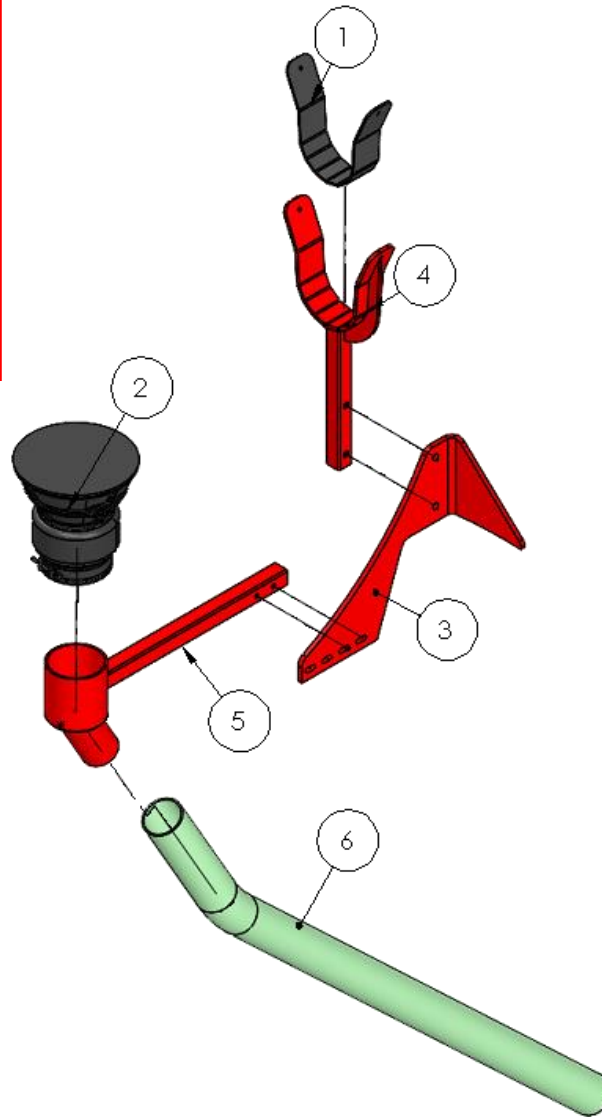
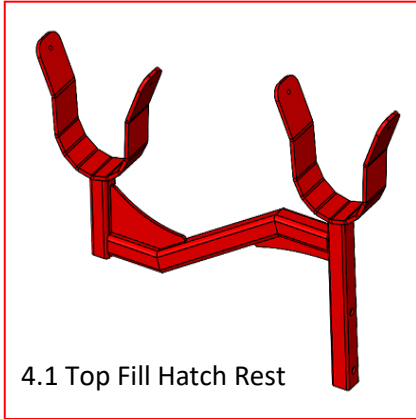
Item no.	Part no.	Description	Qty.
1	209085	Safalla Docking Pot	1
2	209080	Safalla Arm	1
3	200290	Safalla Docking Pot Holder	1
4	209084	Safalla Brass Ram With 90 bend Fitting	1
5	209082	Safalla Ram	1
	209083	Safalla Ram c/w Steel pipes and fittings	1
6	209081	Saffalla O ring	1
7	FA17260	10mm SWORD PIN	1

# SLURRY TANKERS

## 2.10 – OVER HEDGE BOOM

S200310

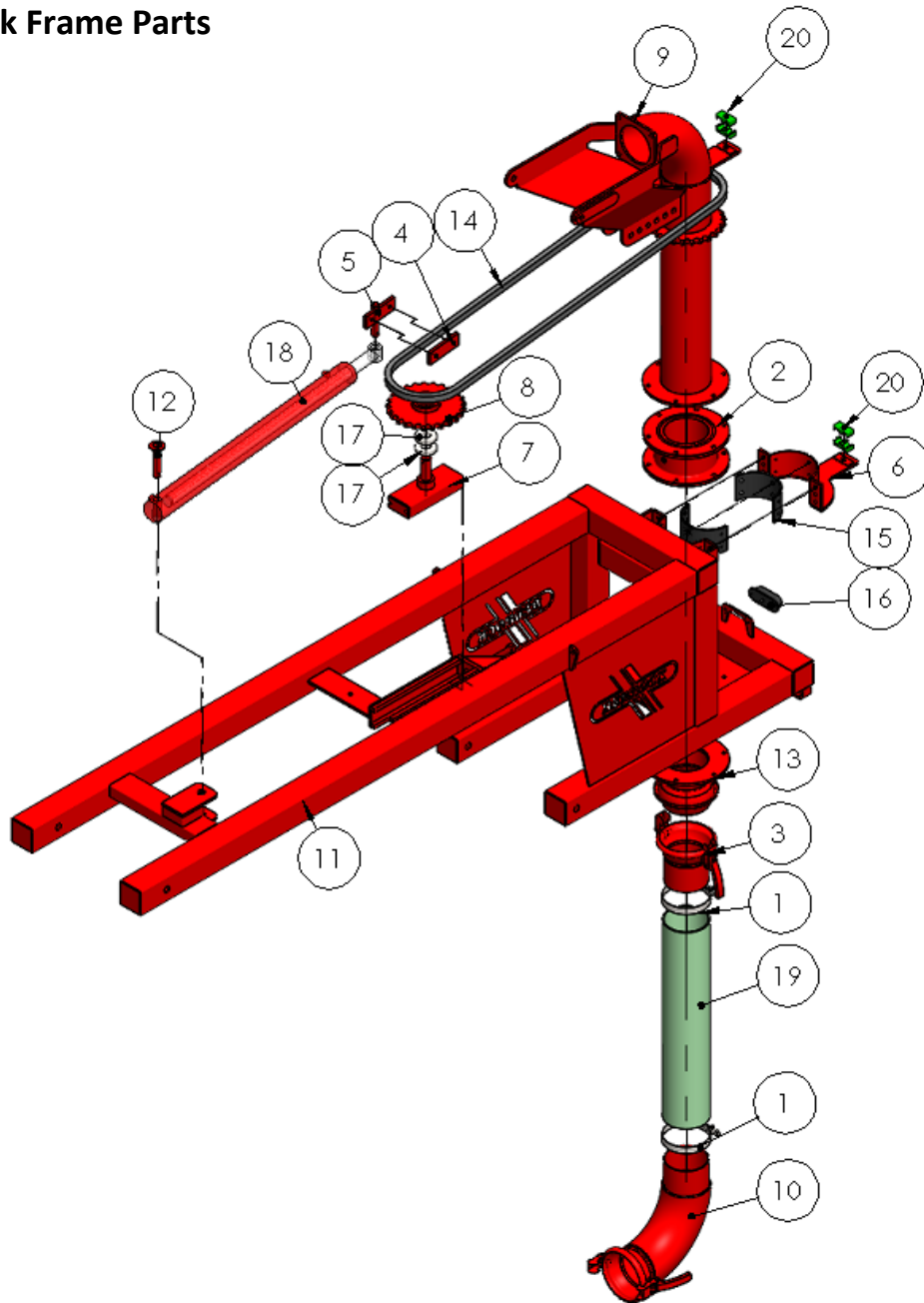
### Front of Tanker Pot Parts



ITEM NO.	PART NO.	DESCRIPTION	QTY.
1	201260-01	O.H.B. Front Rest Rubber	1
2	2090548	6" rubber cone	1
3	2260355-04	Boom Pot Mount	1
4	22605383-00	OHB Rest	1
4.1	230002100-00	OHB - Double Rest	1
5	22605384-02	O.H.B Front Dribble Pot	1
6	300219	4" Hose	1

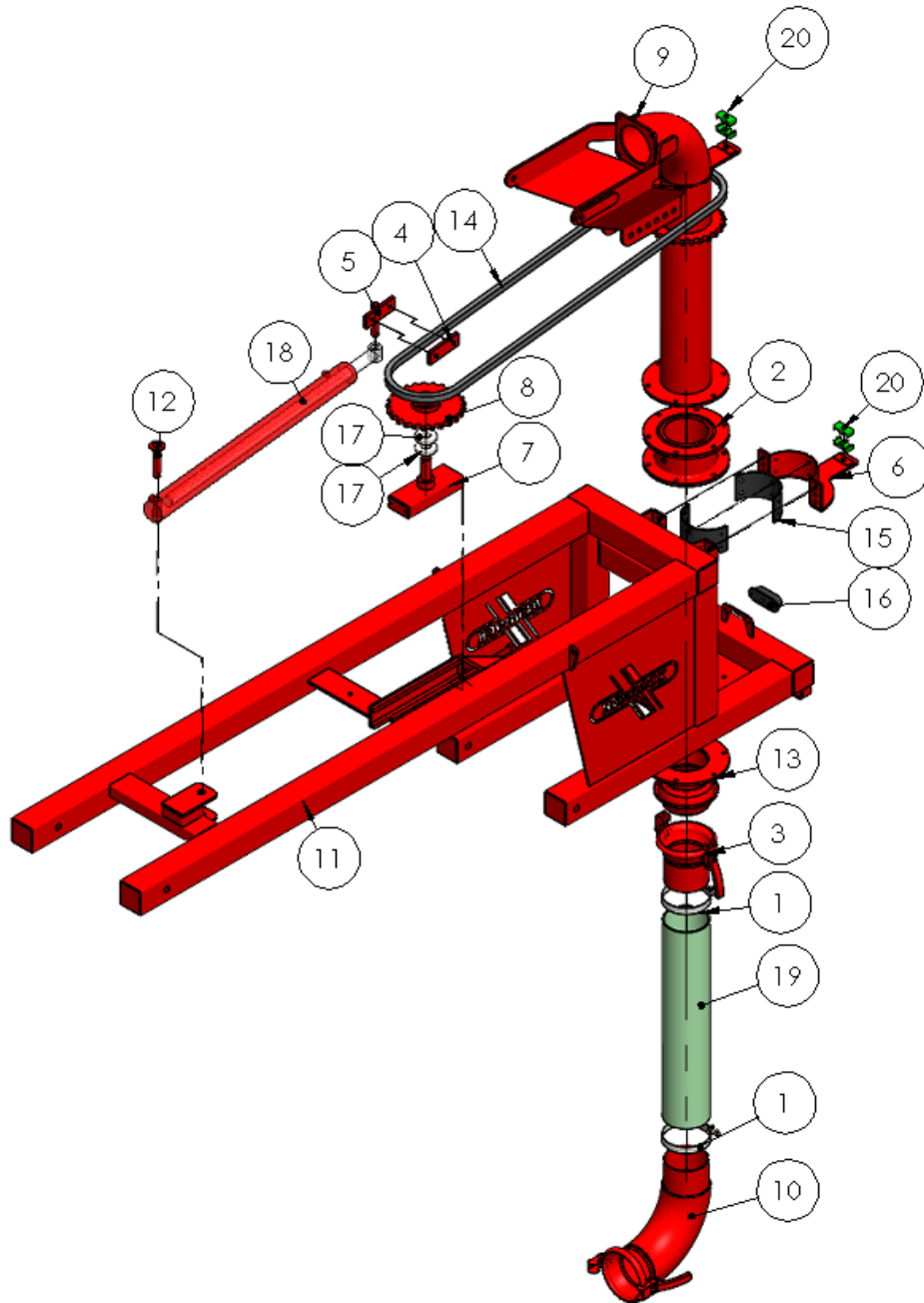
# SLURRY TANKERS

## Back Frame Parts



ITEM NO.	PART NO.	DESCRIPTION	QTY.
1	201183	162-174 Hose Clip	2
2	201192	6" Pipe Swivel Joiner	1
3	201197	6" Female Italian Fitting	1
4	2260190-00	Chain Side Plate	1
5	2260192-00	OHB Chain Clamp	1
6	2260410	O.H.B. Bolt-On Clamp Assembly	1
7	2260435	O.H.B. Chain Tensioner Assembly	1
8	2260437-00	OHB Tensioner Idler Cog Assembly	1
9	2260440-01	Over Hedge Boom Rotating Pipe	1
10	2260465-00	OHB Tanker Dome Connector	1

# SLURRY TANKERS



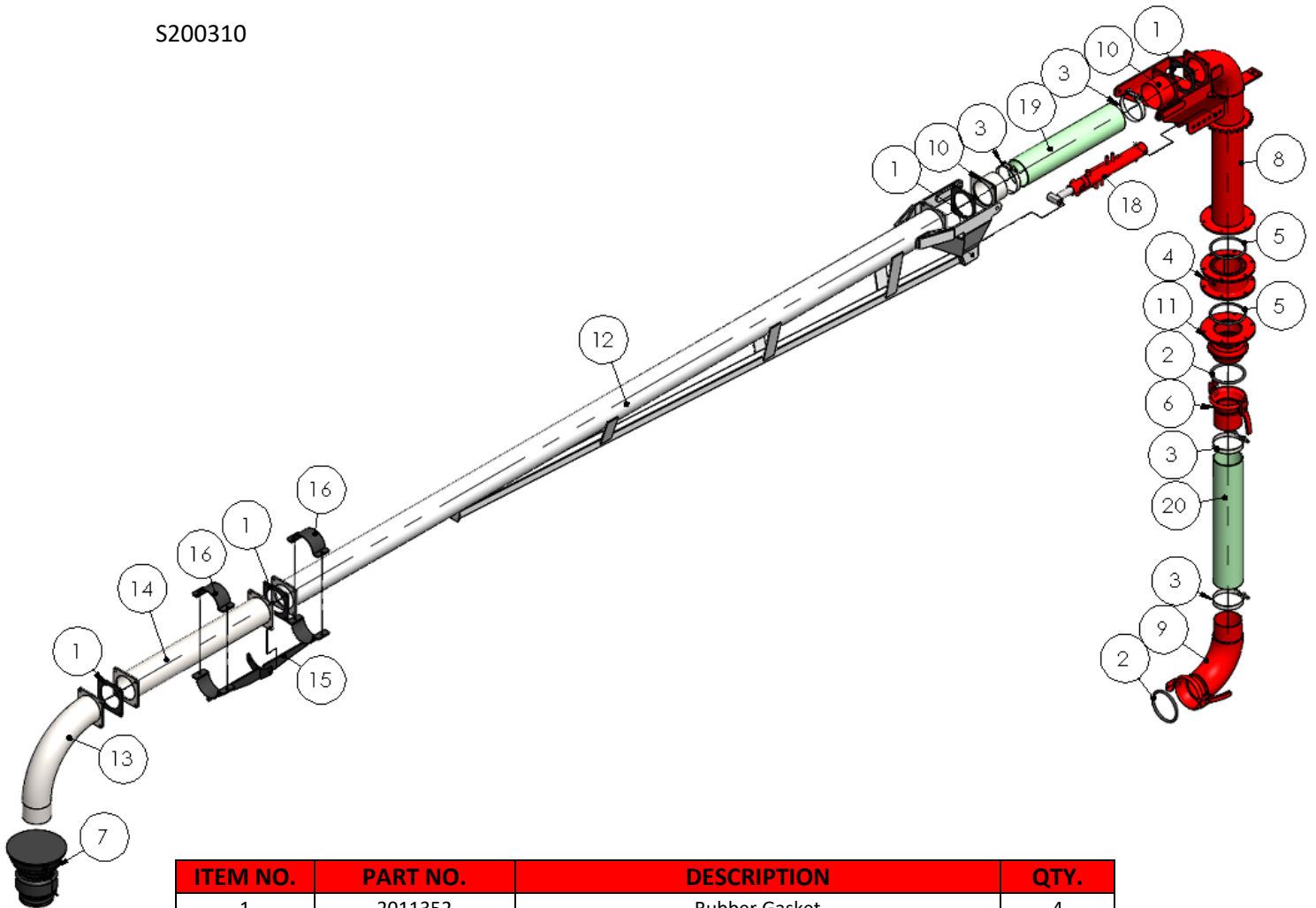
ITEM NO.	PART NO.	DESCRIPTION	QTY.
11	2260505-00	OHB Back Frame	1
12	2260506-00	OHB Ram Pin	1
13	2260510	O.H.B. Frame Connection	1
14	226603	Auger Chain	1
15	4000220-00	OHB boom pipe nylon slider	2
16	4000558-00	LED Beacon	1
17	BG6207ZR	6207 Bearing	2
18	HC20040	Over Hedge Boom Hydraulic Ram	1
19	HOSE-2600-150	OHB Rear dome hose	1
20	HY12011	19mm Double Clamp Centre	4



# SLURRY TANKERS

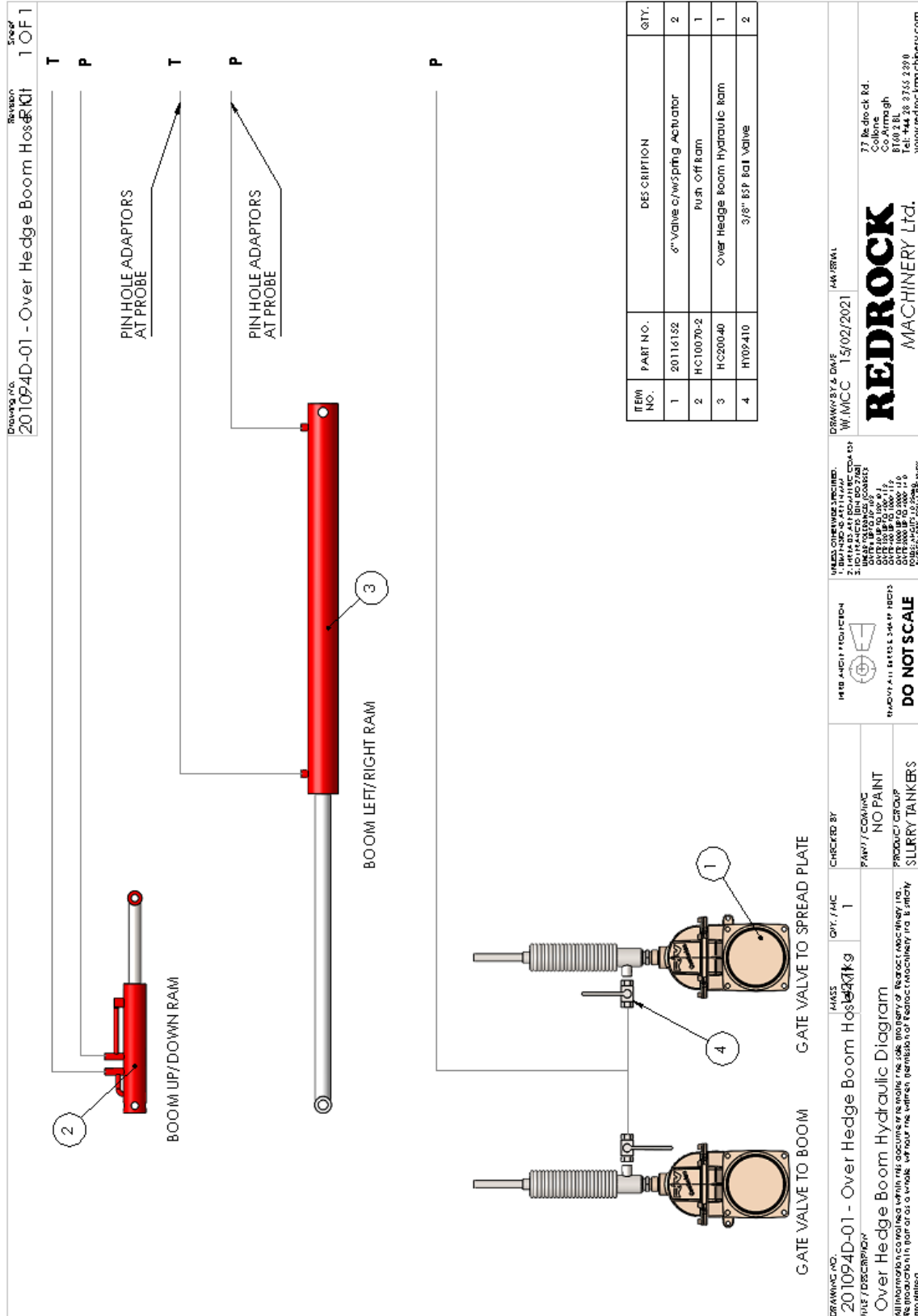
## Main Pipes, Extensions and Rubber Seals

S200310



ITEM NO.	PART NO.	DESCRIPTION	QTY.
1	2011352	Rubber Gasket	4
2	201150	6" Valve-o Ring	2
3	201183	162-174 Hose Clip	4
4	201192	6" Pipe Swivel Joiner	1
5	2011923	Swivel Joint 'O' Ring	2
6	201197	6" Female Italian Fitting	1
7	2090548	6" rubber cone	1
8	2260440-01	Over Hedge Boom Rotating Pipe	1
9	2260465-00	OHB Tanker Dome Connector	1
10	2260470-00	OHB Pivot Pipe Joiner	2
11	2260510	O.H.B. Frame Connection	1
12	2260528	O.H.B. Pipe Assembly	1
13	2260530-00	OHB 90 degree bend	1
14	2260535-00	OBH Pipe Extension	1
15	2260700-00	OHB Cradle Bottom	1
16	2260750-00	OHB Cradle Top	2
17	HC10070-2	Push Off Ram	2
18	HC20010-01	Hydraulic Cylinder	1
19	HOSE-2600-100	OHB Pivot Pipe	1
20	HOSE-2600-150	OHB Rear dome hose	1

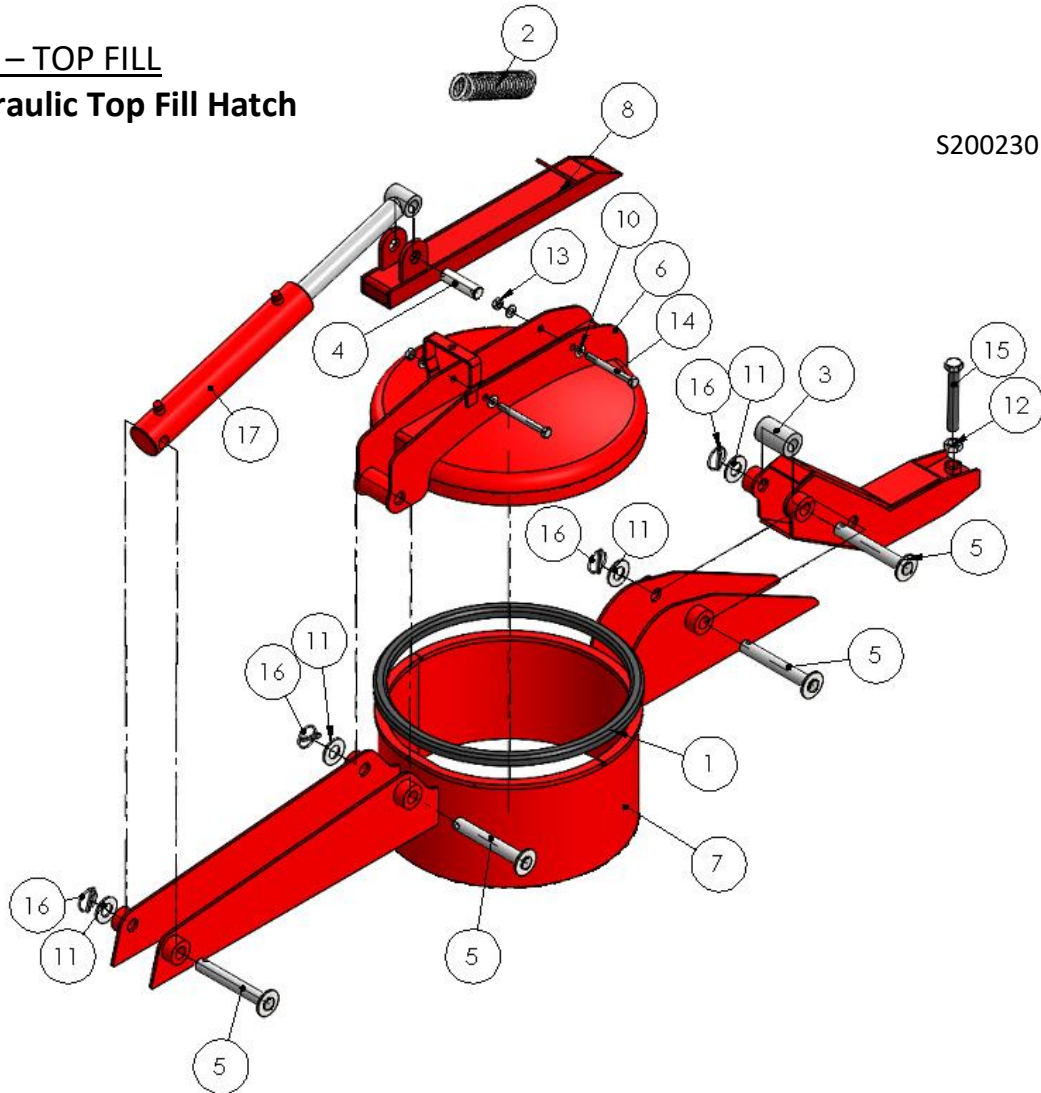
# SLURRY TANKERS



# SLURRY TANKERS

## 2.11 – TOP FILL Hydraulic Top Fill Hatch

S200230



ITEM NO.	PART NO.	DESCRIPTION	QTY.
1	20119420-00	20" Dome Door Seal	1
2	210034	8"x2" Coil Tension Spring	1
3	2101070-00	TFH Latch Roller	1
4	2101082-00	T.F.H. Pin	1
5	2101086-00	TFH Pivot Pin	4
6	2101900-01	Top-Fill Hatch Lid Assembly	1
7	21019051-01	Top-Fill Hatch Base Assembly	1
8	2101910-00	Top-Fill Hatch Latch Slider Assembly	1
9	2101920-01	Top-Fill Hatch Latch Arm Assembly	1
10	FA00125	M12 Washer	4
11	FA00170	1" Flat Washer Plated	4
12	FA01060	M20 Plain Nut Plated	1
13	FA02045P	M12 Nyloc Nut (Fine) Plated	2
14	FA11265	M12x120 Hexagon Bolt Plated	2
15	FA12051	M20x140 Set Screw Plated	1
16	FA17220	5/16" Lynch Pin	4
17	HC20010-01	Hydraulic Cylinder	1

77 Redrock Road,  
 Collone, Armagh,  
 N. Ireland BT60 2BL  
 Tel – 0044 28 3755 2390  
 Fax – 0044 28 3755 2399  
 Web – www.redrockmachinery.com

# SLURRY TANKERS

Drawing No. 2100926 - Top Fill Hatch Hose Kit		Revision R 0		Sheet 1 OF 1	
DRAWING NO. 2100926 - Top Fill Hatch Hose Kit		MASS 95.7 kg		QTY. / MC 1	
TITLE / DESCRIPTION Top Fill Hatch Hose Kit		CHECKED BY PAINT / COATING NO PAINT		PRODUCT GROUP SLURRY TANKERS	
UNLESS OTHERWISE SPECIFIED: 1. DIMENSIONS ARE IN MILLIMETERS. 2. TOLERANCES ARE ISOMETRIC COARSE 3. TOLERANCES (IN ISO 2768)					
THIRD ANGLE PROJECTION 					
REMOVE ALL BURRS & SHARP EDGES <b>DO NOT SCALE</b>					
ALL INFORMATION CONTAINED WITHIN THIS DOCUMENT REMAINS THE SOLE PROPERTY OF REDROCK MACHINERY LTD. REPRODUCTION IN PART OR AS A WHOLE, WITHOUT THE WRITTEN PERMISSION OF REDROCK MACHINERY LTD. IS STRICTLY PROHIBITED.					
DRAIN BY & DATE W.MCC 15/02/2021		MATERIAL		77 Redrock Rd. Collone Co. Armagh BT60 2BL Tel +44 28 3755 2390 www.redrockmachinery.com	
		<b>REDROCK</b> MACHINERY Ltd.			

CONTACT – 0044 (0) 2837 552390  
 EMAIL – spares@redrockmachinery.com



Machinery Ltd.

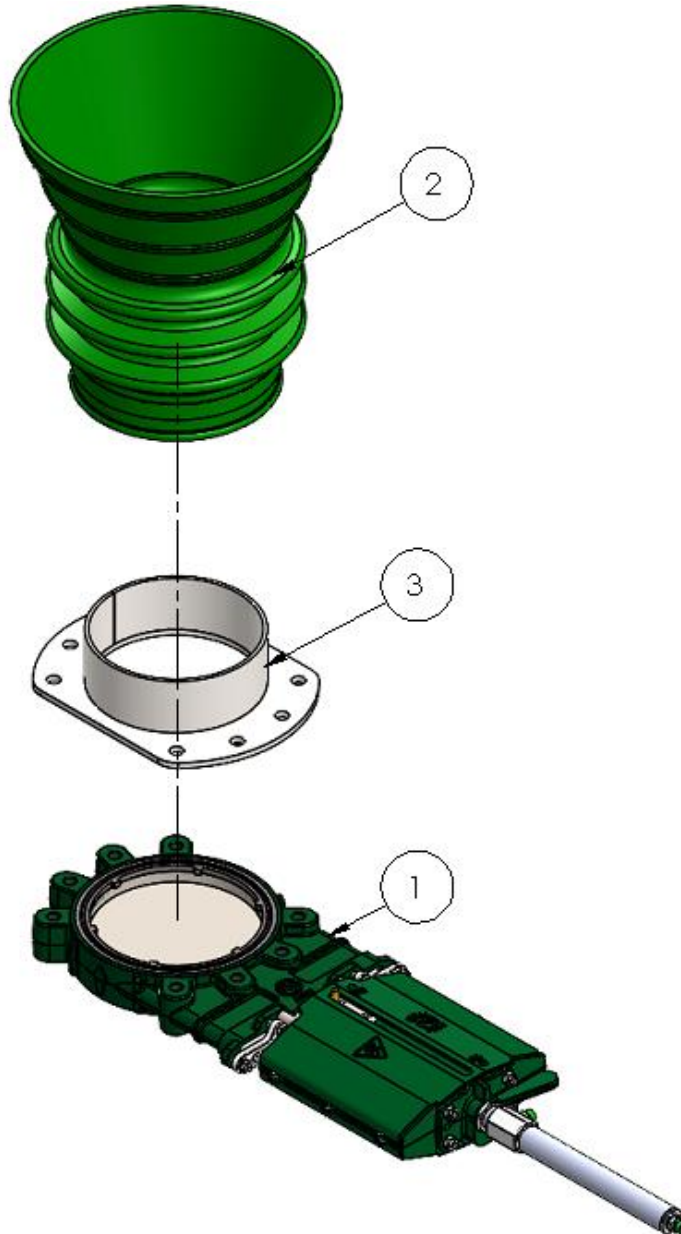
# SLURRY TANKERS

## 8" Top fill Cone & 200mm Hydraulic Valve

S200235

## 10" Top fill Cone & 200mm Hydraulic Valve

S2002\*\*



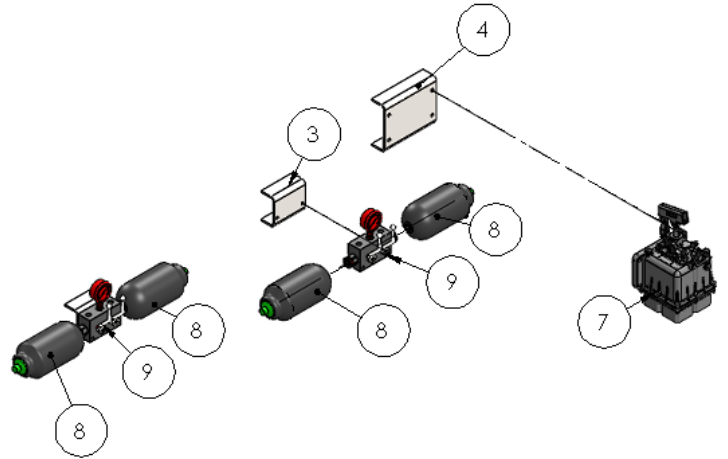
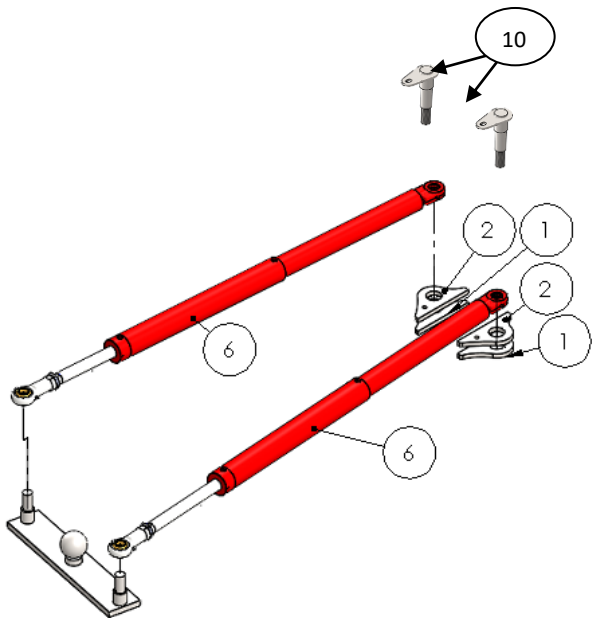
ITEM NO.	PART NO.	DESCRIPTION	MATERIAL	QTY.
1	2011604	VALVE	BIP	1
2	2090542	10" RUBBER CONE	BIP	1
3	23500210-00	Funnel - Flange		1

# SLURRY TANKERS

## 2.12 COMMAND STEERING

This setup is for use with ADR 150mm Command Steer 2000mm track axle. Part no: AX1320485

REAR: S200285  
 FRONT & REAR: S200286

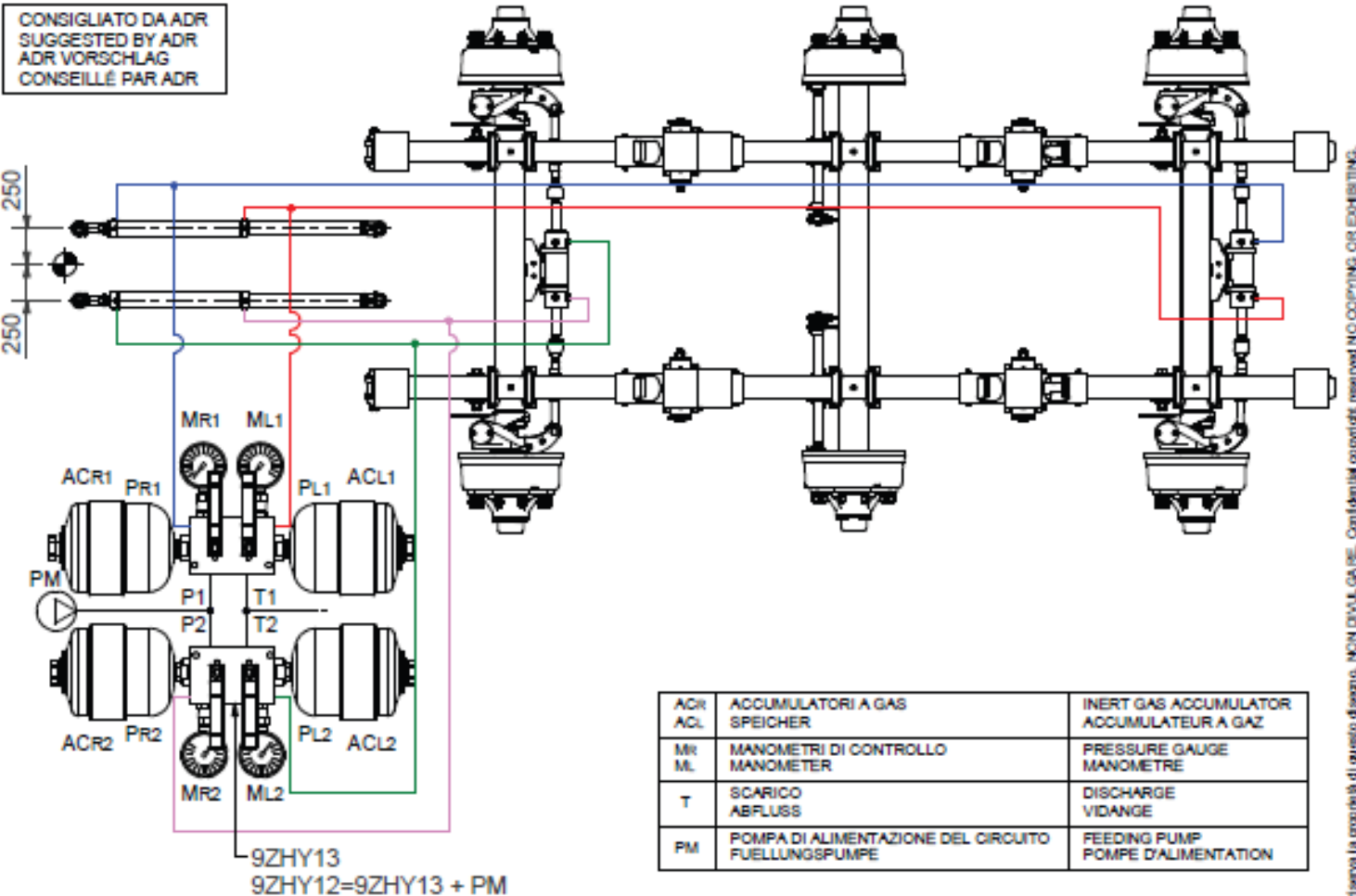


6.1  
 40003088 K50 Spoon Hitch



ITEM NO.	PART NO.	DESCRIPTION	QTY.
1	250001650-00	Command Steering Bottom Ram bracket	2
2	250001655-00	Command Steering top Ram bracket	2
3	250001660-00	Command Steering Valve Block Mount	2
4	250001670-00	Command Steering Pump Mount	1
5	40003088	K50 Spoon Hitch M30x2	1
6	AX1320488	Command Steering Ram	2
6.1	40003088	K50 Spoon Hitch M30x2	
7	AX1320489	Command Steering Hand Pump	1
8	AX1320490	Command Steering Accumulator	4
9	AX1320491	Command Steering Steer master Station	2
10	250001690-00	Command Steering Ram Pin	2

# SLURRY TANKERS



ACR	ACCUMULATORI A GAS	INERT GAS ACCUMULATOR
ACL	SPEICHER	ACCUMULATEUR A GAZ
MR	MANOMETRI DI CONTROLLO	PRESSURE GAUGE
ML	MANOMETER	MANOMETRE
T	SCARICO	DISCHARGE
	ABFLUSS	VIDANGE
PM	POMPA DI ALIMENTAZIONE DEL CIRCUITO	FEEDING PUMP
	FUELLUNGSPUMPE	POMPE D'ALIMENTATION

VEDI FOGLIO PER SPECIFICHE TECNICHE  
 SEE SHEET FOR TECHNICAL SPECIFICATION  
 VOIR FEUIL POUR NOTES TECHNIQUES  
 SIEHE PLAN FÜR TECHNISCHE EIGENSCHAFTEN

ZS005 E/E

	DWG. N.°
	ZS005
SHEET D/E	R.No. 2

Attenersi alle istruzioni di montaggio. Per qualsiasi chiarimento contattare ADR - Comply with the assembly instructions. Apply to ADR for further

La ditta si riserva la proprietà di questo disegno. MON DRAU/GARE. Confidential copyright reserved. NO COPYING OR EXHIBITING.

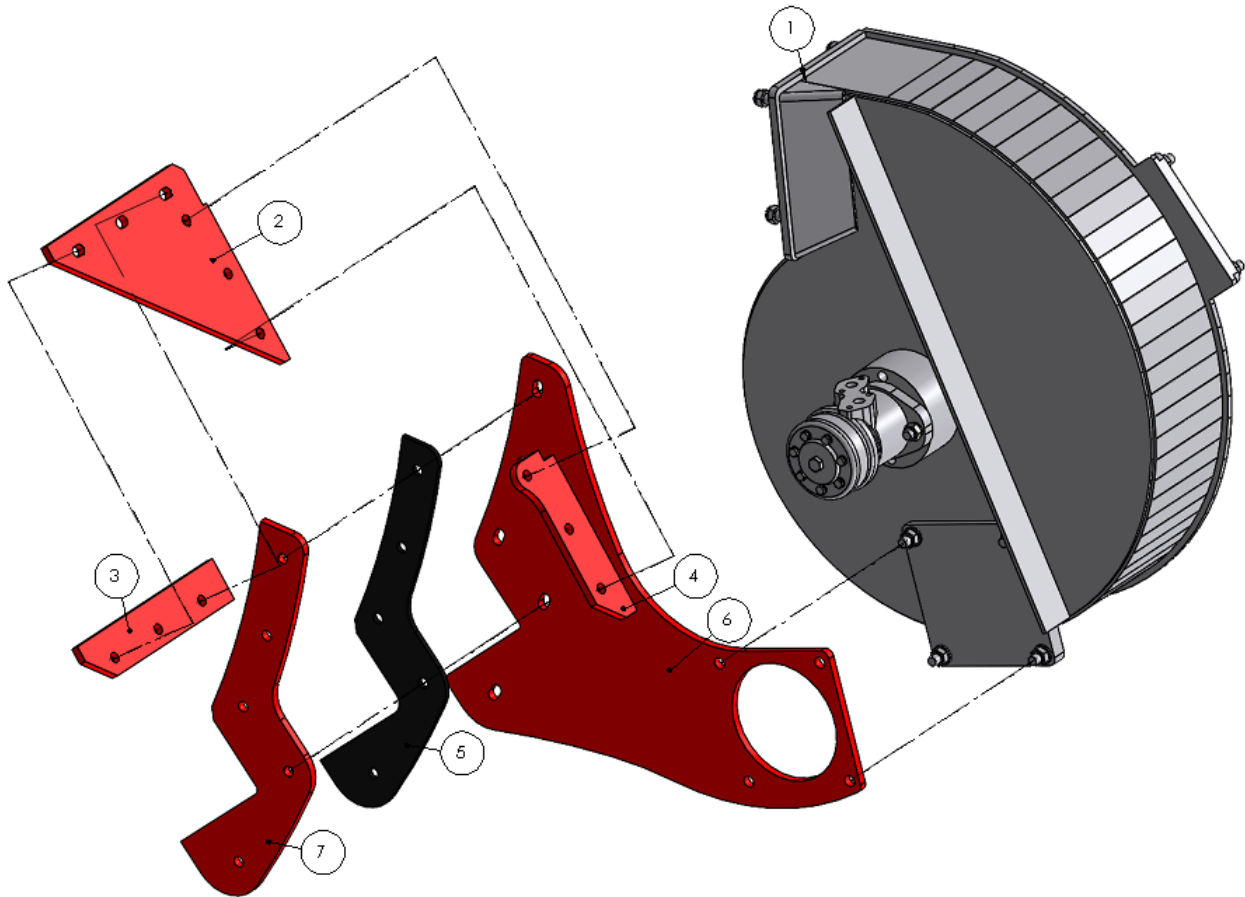
# SLURRY TANKERS

## 2.13 TURBO FILLER

### Vogel Sang Turbo Filler

S200

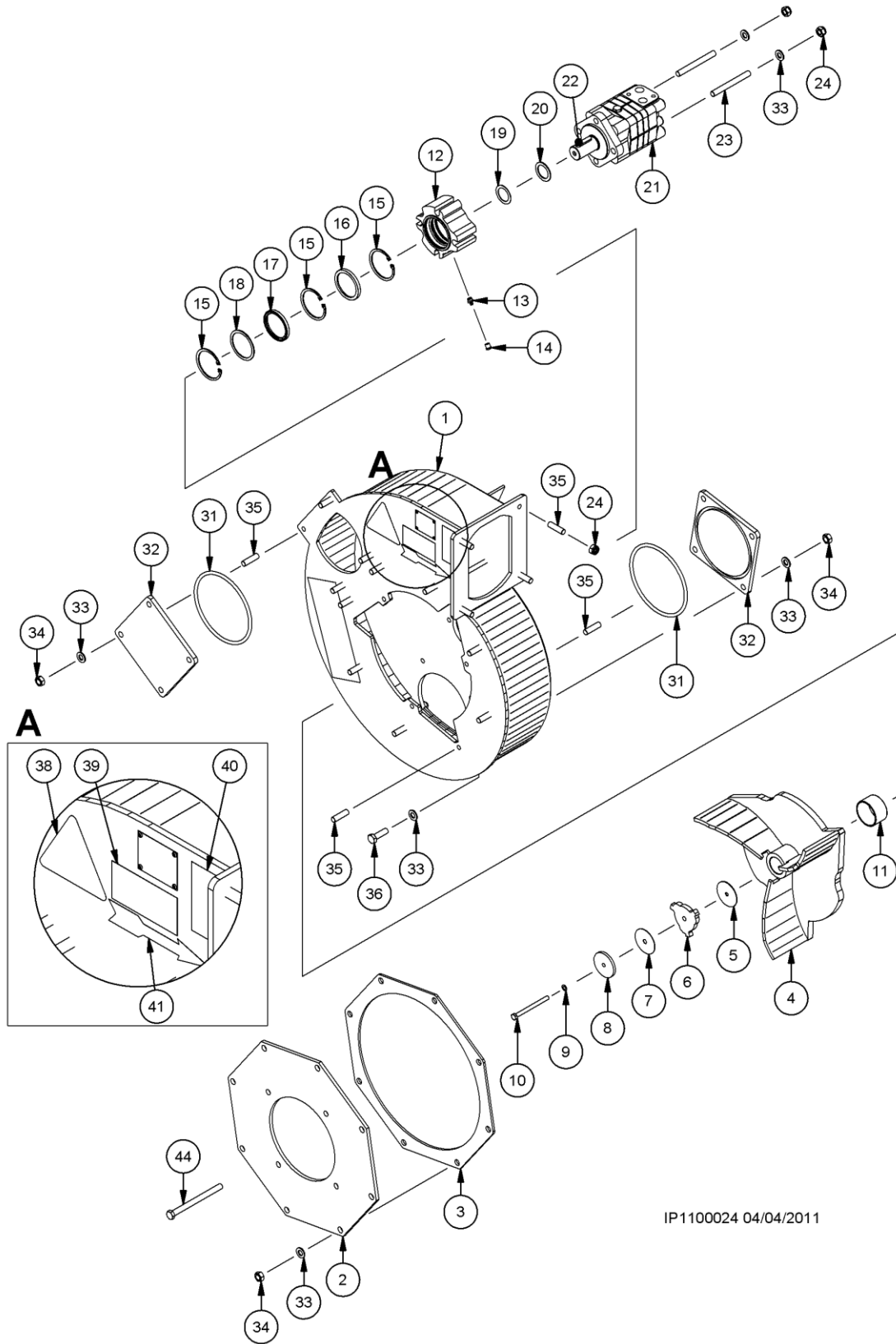
- On Tandem Axle Tanker



ITEM NO.	PART NO.	DESCRIPTION	QTY.
1	209086-00	Vogel Sang Turbo Filler	1
2	250530-00	Vogel Sang TF- Top Bolt on Bracket	1
3	250540-00	Vogel Sang TF- Tank Weld on Bracket	1
4	250550-00	Vogel Sang TF- Weld on Bracket	1
5	250580-01	TURBO FILL RUBBER SEAL	1
6	250590-00	Vogelsang Turbofill Gusset	1
7	250595-00	Vogelsang Turbofill Gusset 2	1



# SLURRY TANKERS



# SLURRY TANKERS

## Housing Position 1

Pos.	Part number	Description	Dimensions	Notes	Qty.
1	GSK.205.T1	Housing		8" connector	1
	GRC.201.N3	Housing		8" connector + OMR	
	GRC.201.T1	Housing		8" connector + OMS (option)	

## Cover and gasket Position 2-3

Pos.	Part number	Description	Dimensions	Notes	Qty.
2	GRC.208	Cover		8" connector	1
	GRC.202	Cover		8" connector	
3	DFD.032	Flange gasket			1

## Rotor and accessory parts Position 4-6

Pos.	Part number	Description	Dimensions	Notes	Qty.
4	TRO.400.N3	Rotor			1
5	DFD.115	Gasket	60 x 8 x 1.5	ABIL	1
6	RFL.437	Rotor puller			1
7	DFD.044	Rubber disk	60 x 6 x 1		1
8	NUS.001	Preload disk	60 x 8.5 x 5		1
9	DKR.009	Copper ring	A 14 x 8 x 1	DIN 7803	1
10	NSK.049	Hex socket screw	M8 x 100	DIN 931	1
11	NIR.023	Inner ring	JR 55 x 60 x 35	Included in TRO.400.N3	1

## Adapter Hydraulic motor Position 12-20

Pos.	Part number	Description	Dimensions	Notes	Qty.
	TAS.012	Adapter for hydraulic motor		Complete, included pos. 12-18	(1)
12	TRS.309	Adapter for hydraulic motor			1
13	NKS.001	Grease nipple	M10 x 1		1
14	BKA.001	Grease nipple cap			1
15	NSR.025	Retaining ring	72 x 2.5	DIN 472	4
16	DWD.070	Lip seal	60 x 72 x 7	NBR	1
17	DWD.050	Lip seal	60 x 72 x 7	NBR	1
18	NUS.060	Washer	71.8 x 60 x 2	DIN 6930	1
19	NUS.078	Shim	32 x 45 x 1	DIN 988	1
20	NUS.079	Shim	32 x 45 x 2	DIN 988	1

## Hydraulic motor Position 21.24





Pos.	Part number	Description	Dimensions	Notes	Qty.
21	AOM.026	Hydraulic motor	OMS 100M Ø 32 mm	For connection 8"	1
	AOM.020	Hydraulic motor	OMR 100M Ø 32 mm	For connection 8"	
	AOM.072	Hydraulic motor	OMS 80M Ø 32 mm	Option	
22	NPF.053	Key	A 10 x 8 x 45		1
23	NGS.037	Stud	M12 x 100	DIN 938	2
24	NMK.002	Hex nut	M12	DIN 985; self-locking	6

# SLURRY TANKERS

## Flanges and screws Position 31-36

Pos.	Part number	Description	Dimensions	Notes	Qty.
31	DOR.016	O-ring	160 x 70		2
32	GFL.459	Blind flange	6" (DN150)		2
33	NUS.005	Washer	A 13 x 24 x 2.5	DIN 125	20
34	NMS.004	Hex nut	M12		16
35	NGS.031	Stud	M12 x 30	DIN 938	18
36	NSK.030	Hex head screw	M12 x 40	DIN 933	2

## Security relevant labels Position 38-42

Pos.	Part number	Description	Dimensions	Notes	Qty.
38	VAU.014	Label			1
39	VAU.013	Label			1
40	VAU.011	Label			1
41	VAU.109	Label			1

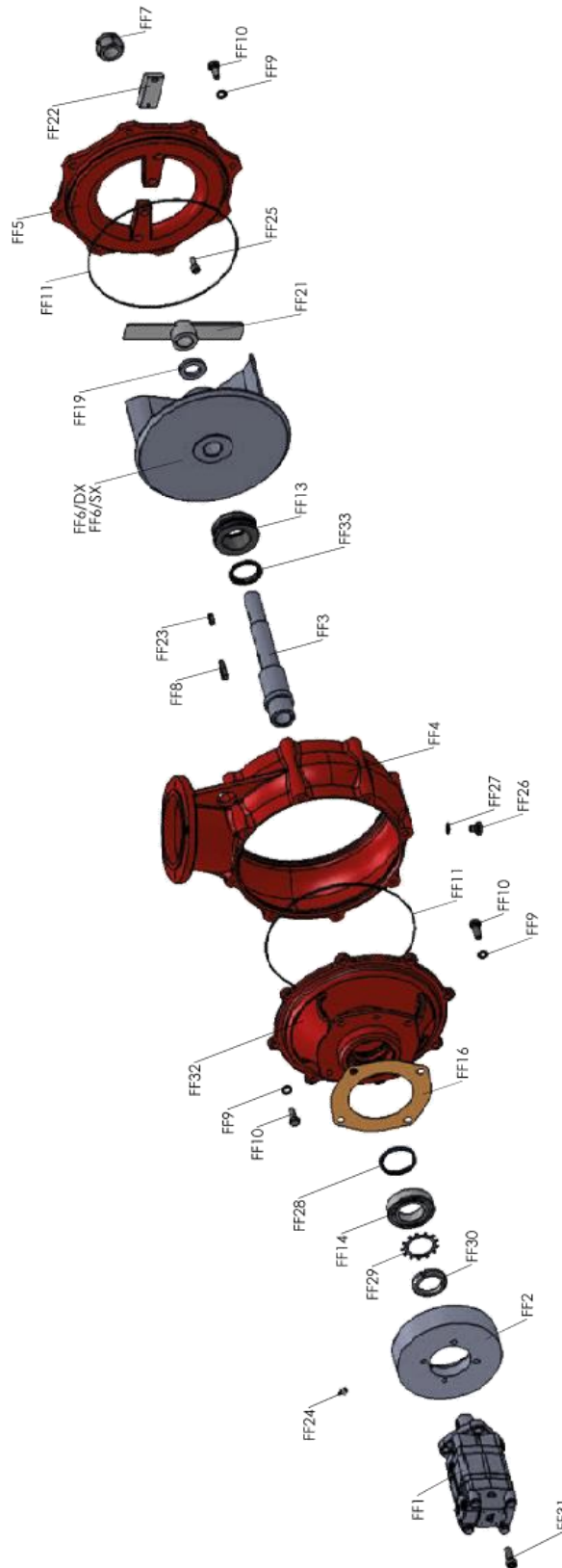
## Tools Position 44

Pos.	Part number	Description	Dimensions	Notes	Qty.
44	NSK.125	Hex head screw	M12 x 150	DIN 933	1

# SLURRY TANKERS

## Battioni Turbo filler c/w Cutting Device

S200274



77 Redrock Road,  
Collone, Armagh,  
N. Ireland BT60 2BL  
Tel – 0044 28 3755 2390  
Fax – 0044 28 3755 2399  
Web – www.redrockmachinery.com

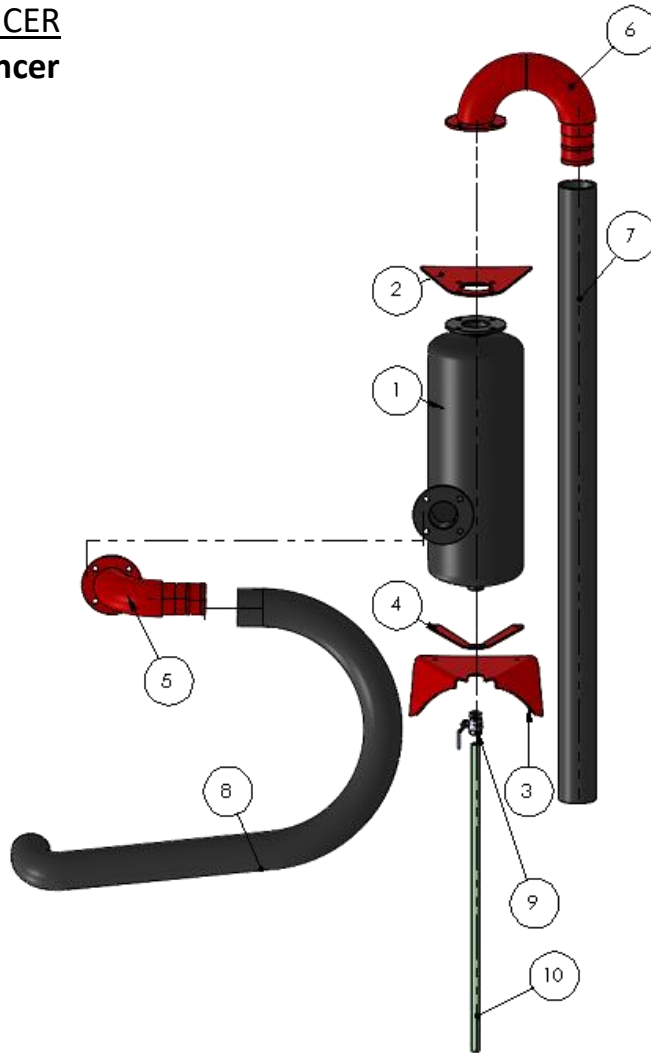
# SLURRY TANKERS

Articolo (Article)	Codice (Code)	(Description)	Q.ty
FF1	5020400038	ORBITAL HYDRAULIC MOTOR 100 CC D32 SHAFT	1
FF2	4010406023	HYDR. MOTOR SUPP. FLANGE - FILLER	1
FF3	4020907075	FILLER TM SHAFT OMS 100	1
FF4	4011101004	SCROLL - GARDA 6500 - D 140	1
FF5	4010401027	BLADE-HOLDER FLANGE - GARDA CUTT. DEV.	1
FF6/DX	4011219009	3 BLADES IMPELLER FOR FILLER-EVO	1
FF6/SX	4011219010	3 BLADES IMPELLER FOR FILLER CCW	1
FF7	5050300003	SELF-LOCKING NUT - M 30X2X25	1
FF8	5050707009	KEY - 10X8X50	1
FF9	5050207005	SMOOTH WASHER - D 12	20
FF10	5050107027	SCREW - M 12X30 TE	20
FF11	5030210001	SEAL RING - D 298X3.53 GARDA 6500	2
FF13	5030000003	MECHANICAL SEAL - GARDA 6500	1
FF14	5012107014	BALL BEARING - 4210 A	1
FF16	4030108010	SCROLL SUPPORT GASKET - GARDA	1
FF19	4011707083	SPACER FOR CUTTING DEVICE	6
FF21	4010006005	BLADE FOR CUTTING DEVICE	1
FF22	4010006006	COUNTE-BLADE FOR CUTTING DEVICE	2
FF23	5050707004	KEY - 8X7X25	1
FF24	5050812001	LUBRICATOR - M 10X1	1
FF25	5050107212	SCREW - M 10x16 TCEI	4
FF26	5050906001	PLUG - D 1/4" GAS	1
FF27	5050202003	ALUMINIUM WASHER - D 1/4" GAS	1
FF28	5030300046	OIL SEAL 60X70X7	1
FF29	5050207042	WASHER MB D50	1
FF30	5050300017	LOCKING RING M50X1,5	1
FF31	5050107148	SCREW M12X35 TCEI	4
FF32	4011001129	SCROLL SUPPORT - FILLER	1
FF33	5030210015	RUBBER RING HL187	1

# SLURRY TANKERS

## 2.14 SILENCER Jurop Silencer

S200330



ITEM NO.	PART NO.	DESCRIPTION	QTY.
1	JU26580D2CB0	Jurop Silencer	1
2	20033005-00	JS- Top Welded Plate	1
3	20033006-00	JS- Bottom Welded Plate	1
4	20033007-00	JS- Bottom Bolt Plate	1
5	20033010-00	JS- Inlet Pipe Bend Assem	1
6	20033020-00	JS- Outlet Top Pipe Assembly	1
7	2011682	HOSE-SILENCER-001	1
8	2011682	HOSE-SILENCER-002	1
9	201179	1" BSP Ball Valve	1
10	2011795^S200330	1" Clear Braided hose	1
11	300281	104-112 Hose Clip SS	5
12	2011792	1" BSP Male Hose End	1
13	2011797	40-25 Jubilee Clip	1
14	HY05190	1 ¼ - 1" BSP M/M Adapter	1

# SLURRY TANKERS

## Redrock Silencer

S200335

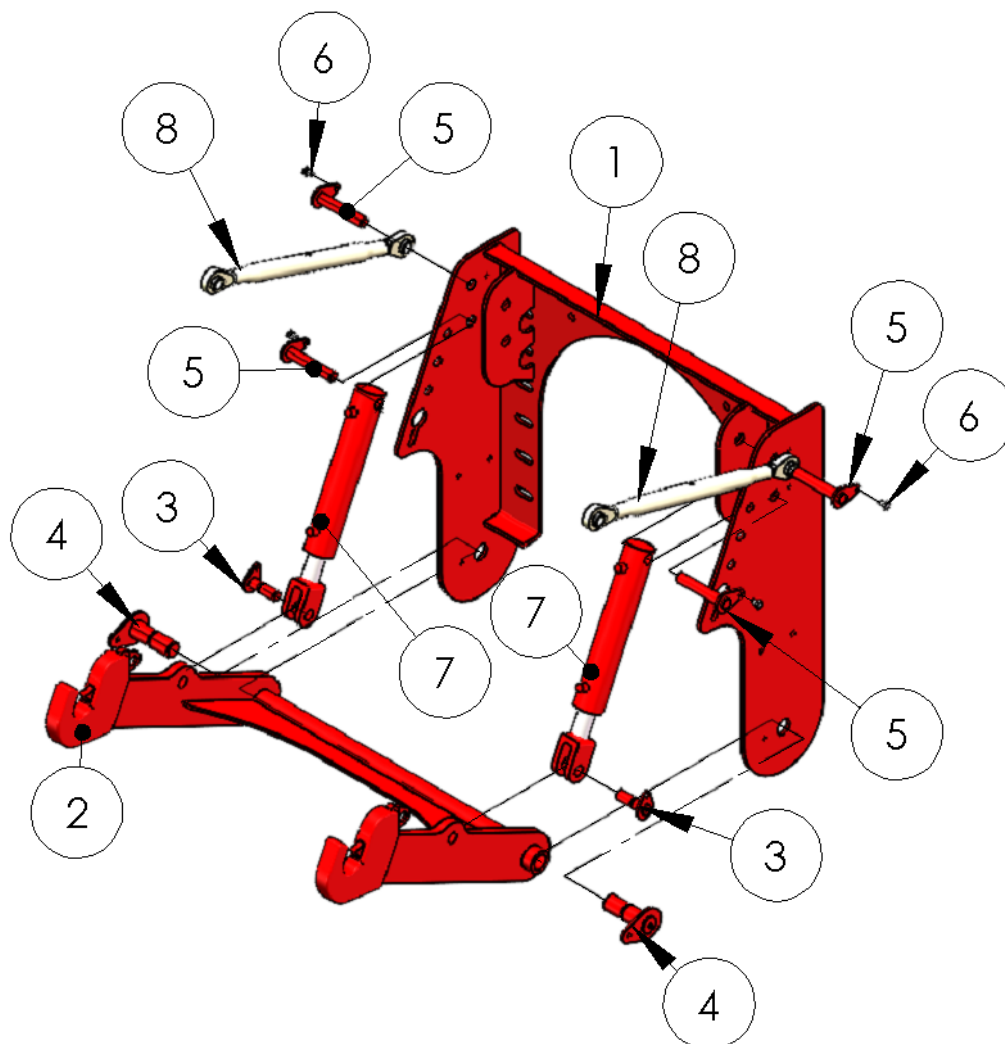


ITEM NO.	PART NO.	DESCRIPTION	QTY.
1	201300-01	Redrock Silencer	1
2	201310-01	Silencer Exhaust Tip	1
3	2011682	Exhaust HOSE-3500	1
4	300281	104-112 Hose Clip SS	3

# SLURRY TANKERS

## 2.15 4 Point Linkage

S2TRAILRR7200



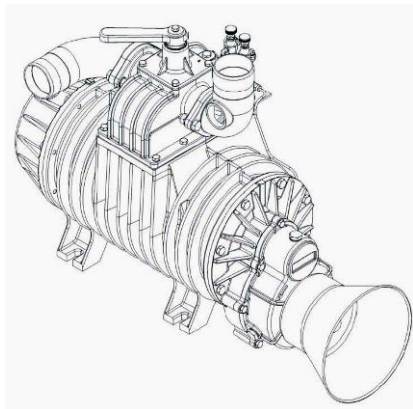
ITEM NO.	PART NO.	DESCRIPTION	QTY.
1	2409590-01	Hitch body	1
2	2409570-02	4 point linkage CAT 2 arm assembly	1
3	2409600-00	4 point linkage bottom ram pin	2
4	2409300-00	Hitch arm hinge pin	2
5	2409310-00	25mm pin	4
6	FA11005P	M10x16	4
7	HC20070	Ram	2
8	TLZ3903032	25mm Top link	2



# SLURRY TANKERS

## **3.0 VACCUM PUMPS**

### **3.01 - PUMP QUICK REFERENCE**



#### **Jurop**

Part No.	
201072	PN84M Pump - 9000 litre
2010722	PN84 Hydraulic Pump - 9000 litre
2000703	PN106M Pump - 11000 litre
20007032-00	PN106 Hydraulic Pump - 11000 litre
2000709-00	PN140M Pump -13850 litre
20007092-00	PN140 Hydraulic Pump - 13850 litre
2000712-00	PN155M Pump - 15000 litre
2000711-00	PN155 Hydraulic Pump - 15000 litre
209072	Julia PN84 (9000L Sludge)
209076	Julia PN106 (11000L Sludge)
209078	Julia PN140 (13850L Sludge)
2090787-00	Julia PN155 7000 (15000L Sludge)

#### **Battioni & Pagani**

Part No.	
201070	MEC 8000
2010705	MEC 8000 Hydraulic Pump
2010710	MECII 9000
2010711	MECII 11000
2010712	MECII 13500
2090792	EVO unit Doda L27 with 11000 vacuum pump c/w hyd change over
209079	EVO unit Doda L27 with 13500 vacuum pump c/w hyd change over
2090795	EVO unit Doda L27 with 16000 vacuum pump c/w hyd change over
2090753	Garda with cutting device with MECII9000
2090754	Garda with cutting device with MECII 11000
209075	Garda with cutting device with MECII 13500
201069	ELEB6500 - Elba pump

#### **Bauer**

Part No.	
2090900-00	Bauer Magnum SX1000

#### **Doda**

Part No.	
209088-00	Doda AFI L27 Pump
209099-00	Doda AFI L35 Pump

# SLURRY TANKERS



Part Number	Description
JU1601600800	VANE FOR PN84 (9000)
JU1061601000	VANE FOR PN106 (11000)
JU1601606200	VANE FOR PN140 (13850)
801003	280 X 60 X 9.5
801004	330 X 60 X 9.5
801004A	350 X 70 X 9.5
8010005	280 X 60 X 7.5
801006	330 X 60 X 7.5
801007	350 X 60 X 7.5
8010075	400 X 70 X 7.5
801008	350 X 70 X 4.7
801009	400 X 70 X 4.7
801001	370 X 46.5 X 6.5
801002	450 X 46.5 X 6.5

## 3.02 – Jurop Pumps

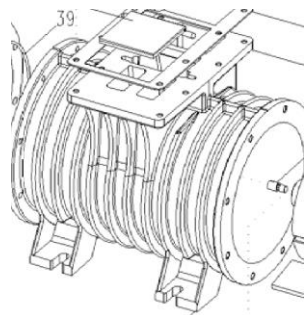
### 3.02.0 – Jurop Pump Gaskets

Item	Part Number	Description
JU108920 000 00	Gasket Kit PN 84 & 106 M composed of the following	
	JU4022200110	Seal Ring 72x48x15 (conveyor cap)
	JU4022200240	Ring O Ring (end flange)
	JU4022200030	Seal Ring 41x27x10
	JU4022200040	Seal Ring 72x40x10 (gear box)
	JU1680700000	Gear Box Gasket
	JU1680700200	Conveyor cap gasket
	JU1680700300	Lid gasket
	JU1680600100	Manifold gasket
JU18920 053 00	Gasket kit for PN 140 Pump (M,D) composed of the following	
	JU1680614300	Manifold gasket
	JU1680614100	Gearbox gasket
	JU1680610500	Manif. Flange gasket
	JU1680609700	Automatic oil pump gasket
	JU1680707300	Flange gasket
	JU1680707800	Conveyor gasket
	JU4022200323	O-Ring 4850 Viton
	JU4022200113	Seal Ring 70x55x15 Viton
	JU4022200040	Seal Ring 72x40x10

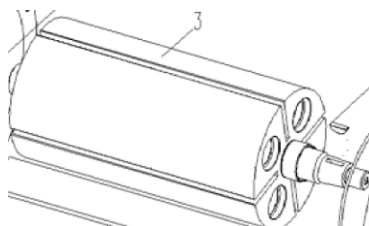
# SLURRY TANKERS



Part Number	Description
4023100020	Bearing 6207 (84/106/140)
4023100030	Bearing 6208 (84/106)
4023100040	Bearing 6308 (84/106/140)
4023100047	Bearing 6309 (140)



Part Number	Description
16875 004 00	Housing PN84 (9000 L)
16875 005 00	Housing PN106 (11000 L)
16875 076 00	Housing PN140 (13850 L)



Part Number	Description
15215 004 00	Rotor PN 84 (9000 L)
15215 005 00	Rotor PN 106 (11000 L)
15215 035 00	Rotor PN 140 (13850 L)



Part Number	Description
JU1612503100	GEAR BOX COVER 84/106 9000/11000 L)
JU1640501200	GEAR BOX COVER 140 (13850 L)

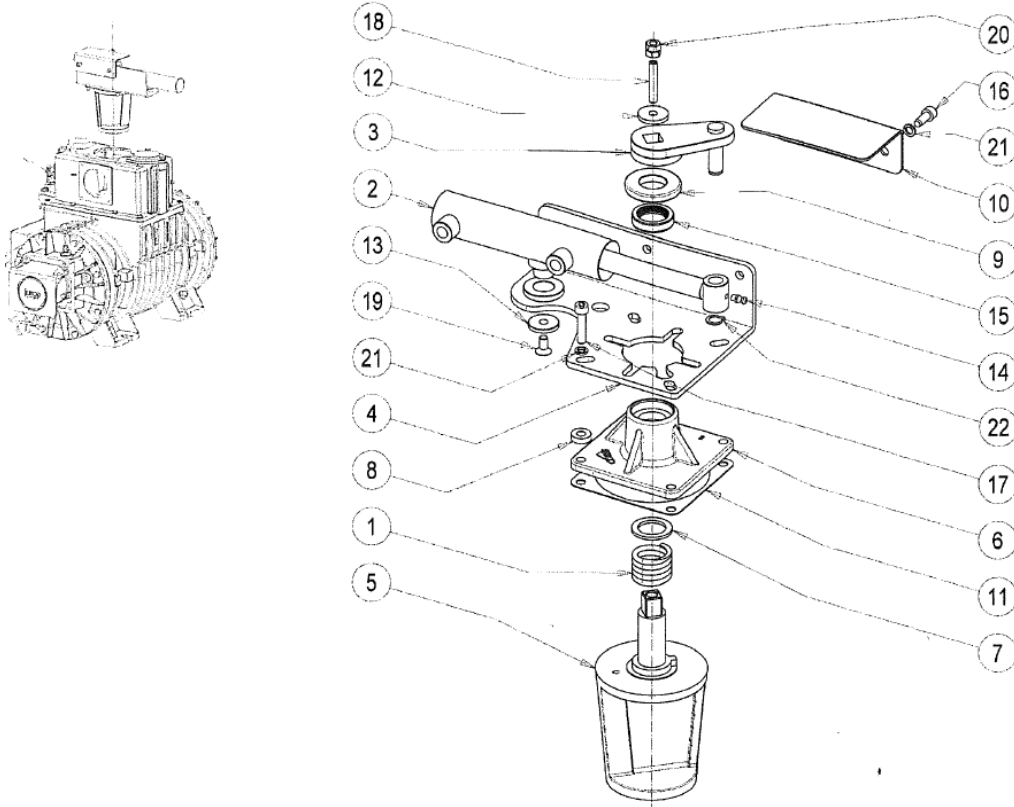


Part Number	Description
JU1610500000	G. Box Drive End Plate 84/106 9000/11000 L)
JU1610512700	Gear Box Flange 140 (13850 L)

Part Number	Description
40222 002 50	Conveyor gasket OR
14012 004 00	Drip oiler double connection
14072 005 00	Gear pump
15936 000 00	No- Return Valve
40242 510 00	Autom. Lubricating Pump
14012 007 00	Drip Oiler

# SLURRY TANKERS

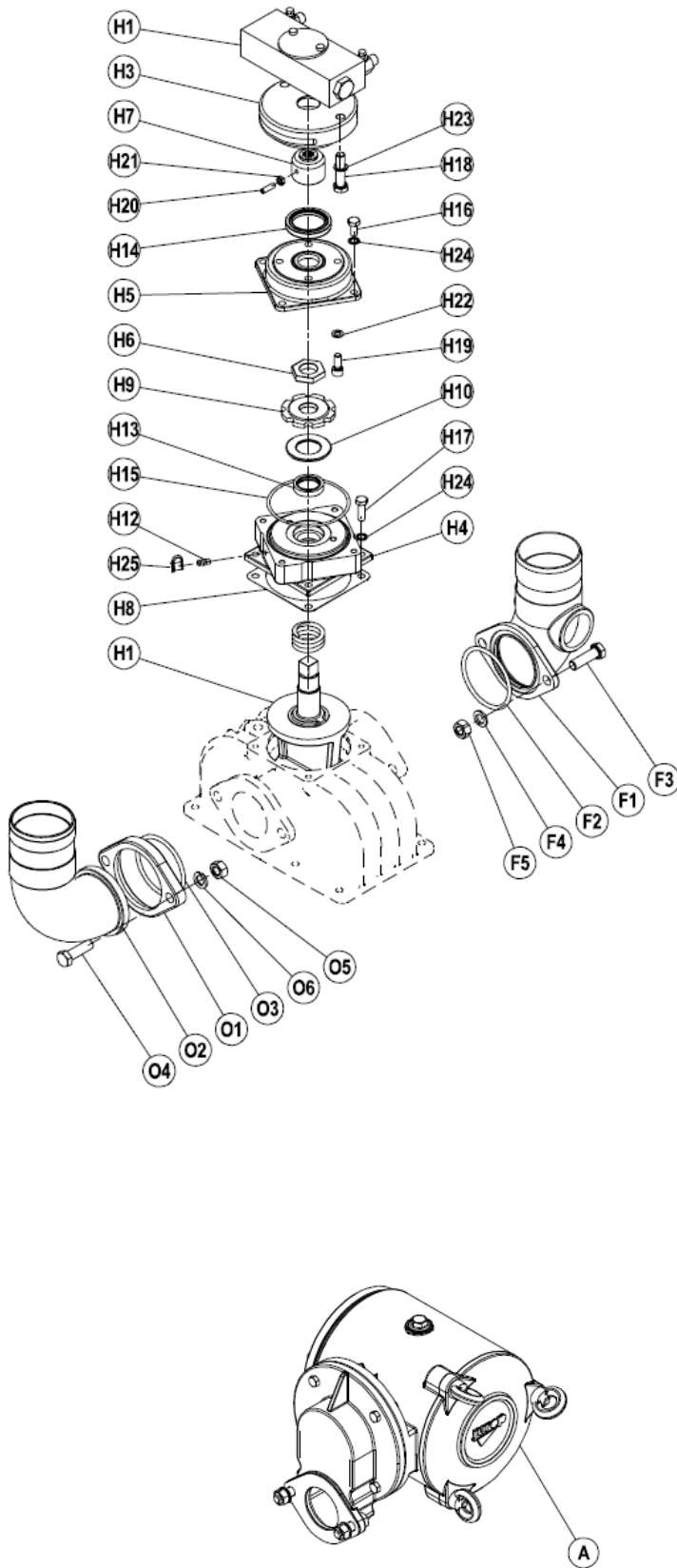
## 3.02.1 – JUROP HYDRAULIC CHANGE OVER RAM



Pos.	Code	Description	Qty	Pos.	Code	Description	Qty
1	1691000200	SPIRING COCK	1	12	1685002800	WASHER 30x8,5x4	1
2	143027T6B0	HDR ACTUATOR CYLINDER	1	13	168509U0B0	HDR ACTUATOR WASHER	1
3	15020A10B0	LEVA ATTUATORE HDR PN140 – PN155	1	14	4022100100	STRAIGHT GREASE DISPENSER M6x1	1
4	151307TJB0	COCK-HDR ACTUATOR BRACKET	1	15	4022200030	SEAL RING 41X27X10	1
5	1608502900	ACTUATOR COCK	1	16	4026102801	SCREW TE 8,8 M 8X35	4
6	1623100500	COCK CAP	1	17	4026121405	SCREW M8x20	2
7	1624027500	SPIRING SPACER	1	18	4026135414	STUD SCREW M8x45	1
8	1624043400	HDR ACTUATOR LEVER SPACER	4	19	4026155705	SCREW M8x16	1
9	1624202300	COCK FITTING SPACER	1	20	4026308005	NUT M8	4
10	164206XYB0	HDR ACTUATOR PROTECTION	1	21	4026350505	WASHER GROWER M8	6
11	1680707800	CAP GASKET	1	22	4026510012	SEEGER RING 14	1

77 Redrock Road,  
Collone, Armagh,  
N. Ireland BT60 2BL  
Tel – 0044 28 3755 2390  
Fax – 0044 28 3755 2399  
Web – www.redrockmachinery.com

# SLURRY TANKERS



Pos.	Code	Description	Q.ty
	<b>14302034E0</b>	<b>HYDRAULIC OPERATED 4-WAY KIT</b>	
H1	14302031E0	HYDRAULIC ACTUATOR	1
H2	160857Z7B0	CONVEYOR	1
H3	16100416E0	HYDRAULIC ACTUATOR FLANGE	1
H4	161258B4B0	SUPPORT FLANGE	1
H5	1640580QB0	HYDRAULIC ACTUATOR COVER	1
H6	167007ZAB0	NUT	1
H7	16732001E0	COUPLER	1
H8	1680700200	CONVEYOR-CAP GASKET	1
H9	168409PQB0	RING NUT	1
H10	168529TFB0	SPACER	1
H11	1691000200	SPRING	1
H12	4022100100	GREASER M6X1	1
H13	4022200005	SEAL 37X27X7	1
H14	4022200027	SEAL 55X40X8	1
H15	4022200330	O-RING 3375	1
H16	4026102804	SCREW TE 8.8 M8X16 ZINC.	4
H17	4026102807	SCREW TE 8.8 M8X25 ZINC.	4
H18	4026102911	SCREW TE 8.8 M10X45 ZINC.	2
H19	4026121405	SCREW TCE1 8.8 M8X20 ZINC.	4

Pos.	Code	Description	Q.ty
H20	4026136209	STUD SCREW 14.9 M6X20 ZINC.	1
H21	4026301503	NUT M6 ZINC.	1
H22	4026312B01	WASHER D.8	4
H23	4026350708	WASHER GROWER 10 ZINC.	2
H24	4026351505	WASHER M8 ZINC.	8
H25	4029602700	CAP	1

Pos.	Code	Description	Q.ty
	<b>1852104800</b>	<b>DELIVERY CONVEYOR KIT Ø76</b>	
O1	1610100000	FLANGE	1
O2	1627100500	CONVEYOR Ø76	1
O3	4022200250	O-RING 6287	1
O4	4026103004	SCREW TE 8.8 M12X40 ZINC.	2
O5	4026308007	NUT M12 ZINC.	2
O6	4026350709	WASHER GROWER 12 ZINC.	2

Pos.	Code	Description	Q.ty
	<b>18521024E0</b>	<b>DELIVERY CONVEYOR KIT Ø80</b>	
O1	16101003E0	FLANGE	1
O2	16271014E0	CONVEYOR Ø80	1
O3	4022200250	O-RING 6287	1
O4	4026103004	SCREW TE 8.8 M12X40 ZINC.	2
O5	4026308007	NUT M12 ZINC.	2
O6	4026350709	WASHER GROWER 12 ZINC.	2

Pos.	Code	Description	Q.ty
	<b>18521056E0</b>	<b>SUCTION CONVEYOR KIT Ø60</b>	
F1	1627100100	CONVEYOR Ø60	1
F2	4022200250	O-RING 6287	1
F3	4026103004	SCREW TE 8.8 M12X40 ZINC.	2
F4	4026308007	NUT M12 ZINC.	2
F5	4026350709	WASHER GROWER 12 ZINC.	2

Pos.	Code	Description	Q.ty
	<b>18521057E0</b>	<b>SUCTION CONVEYOR KIT Ø76</b>	
F1	1627100200	CONVEYOR Ø76	1
F2	4022200250	O-RING 6287	1
F3	4026103004	SCREW TE 8.8 M12X40 ZINC.	2
F4	4026308007	NUT M12 ZINC.	2
F5	4026350709	WASHER GROWER 12 ZINC.	2

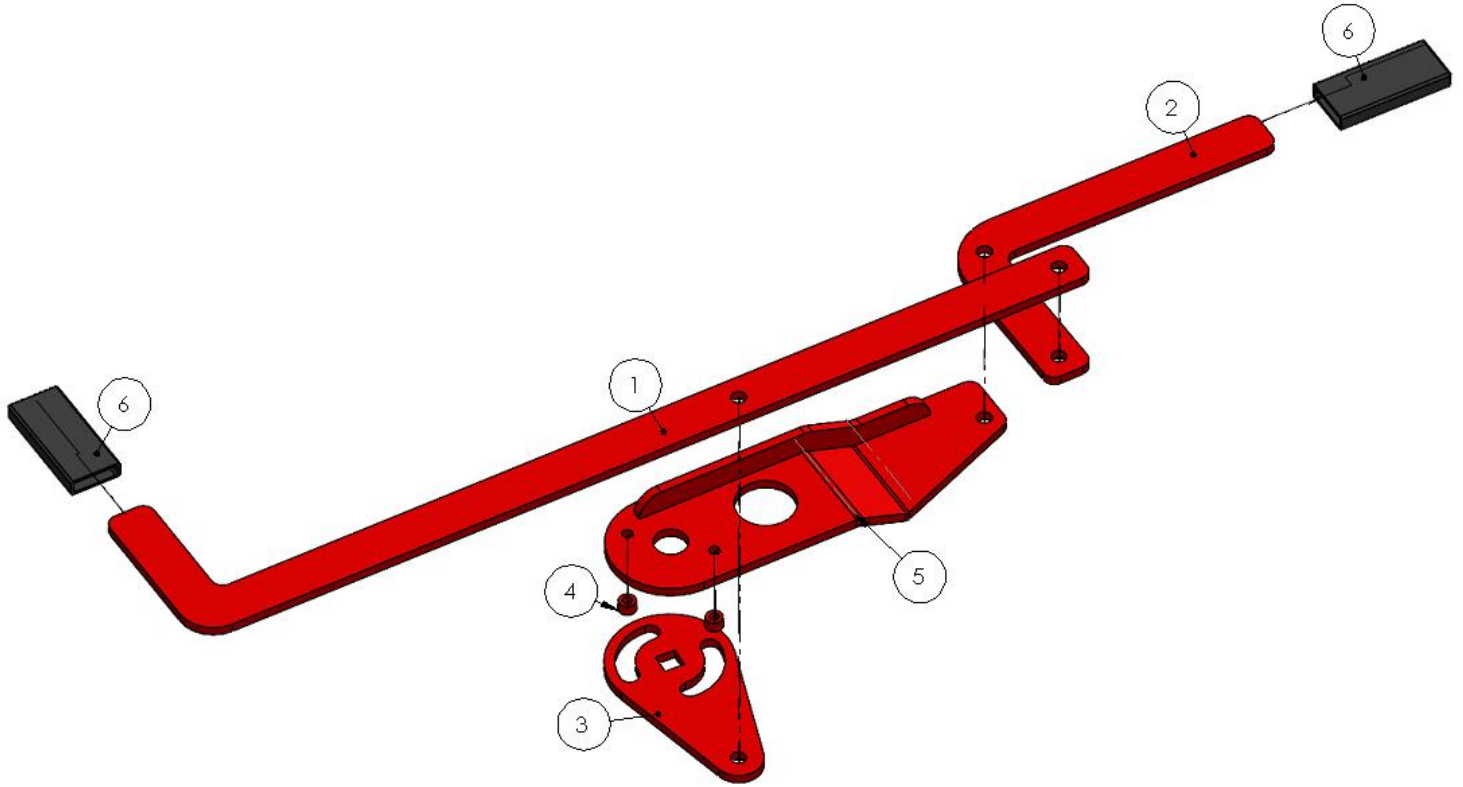
Pos.	Code	Description	Q.ty
	<b>1852104700</b>	<b>SUCTION CONVEYOR KIT Ø80</b>	
F1	1627100300	CONVEYOR Ø80	1
F2	4022200250	O-RING 6287	1
F3	4026103004	SCREW TE 8.8 M12X40 ZINC.	2
F4	4026308007	NUT M12 ZINC.	2
F5	4026350709	WASHER GROWER 12 ZINC.	2

Pos.	Code	Description	Q.ty
A	<b>185219N7B0</b>	<b>FILTER</b>	

CONTACT – 0044 (0) 2837 552390  
EMAIL – spares@redrockmachinery.com

# SLURRY TANKERS

## 3.02.2 – JUROP MANUAL CHANGE OVER



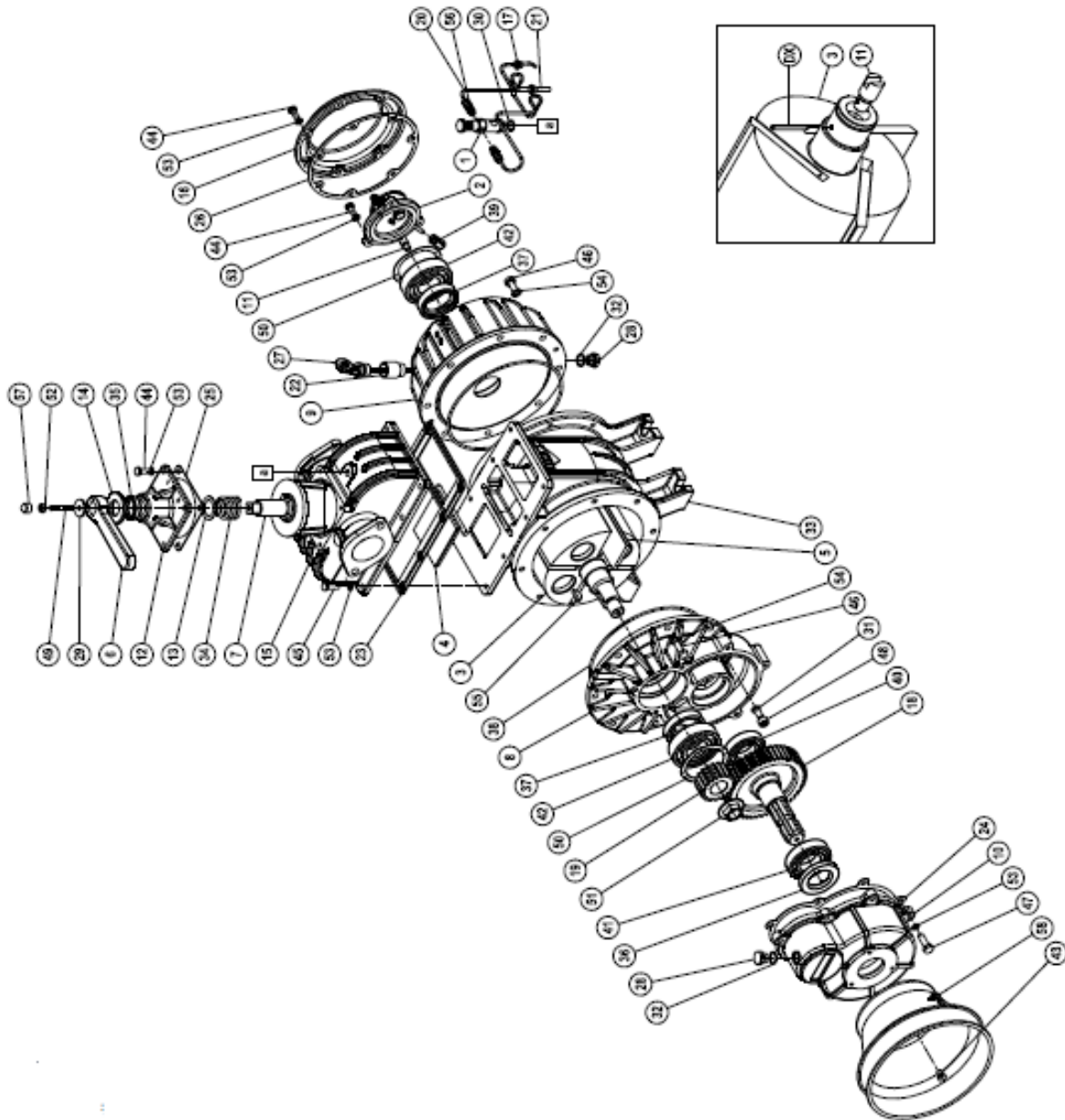
ITEM NO.	PART NO.	DESCRIPTION	QTY.
1	20107420-00	MCO Cross Link Jurop	1
2	201070120-00	Manual Changeover Handle	1
3	265971-01	Jurop 2021 Pump - Manual Changeover Plate	1
4	265975-00	Manual Changeover Bush	2
5	265972-01	Jurop 2021 Pump - Manual Changeover Cover	1
6	300252-00	FS711 Sq End Flat Sleeve	2

# SLURRY TANKERS

## 3.02.3 – JUROP 9000 L PUMP

201072

**PN 45-58-84 WITH GEARBOX**



# SLURRY TANKERS

## PN 45-58-84 M

Pos.	Code	Description	Qty	Pos.	Code	Description	Qty
1	1401200400	OIL DRIPPER (manual regulation)	1	39	4022300001	NYLON FILTER	1
2	1407200500	OIL PUMP (right)	1	40	4023100020	BEARING 6207	1
	1407202100	OIL PUMP (left)	1	41	4023100030	BEARING 6208	1
3	1521500200	ROTOR PN 45	1	42	4023100040	BEARING6308	2
	1521500300	ROTOR PN 58	1	43	4026102802	SCREW TE 8.8 M8X12 ZINC.	3
	1521500400	ROTOR PN 84	1	44	4026102806	SCREW TE 8.8 M8X20 ZINC.	14
4	1593600000	NON-RETURN VALVE	1	45	4026102807	SCREW TE 8.8 M8X25 ZINC.	8
5	1601600400	VANE PN 45 BAKELITE	4	46	4026102907	SCREW TE 8.8 M10X25 ZINC.	12
	1601604700	VANE PN 45 KEVLAR (on request)	4	47	4026102808	SCREW TE 8.8 M8X30 ZINC.	7
	1601600600	VANE PN 58 BAKELITE	4	48	4026121808	SCREW TCEI 8.8 M10X25 ZINC.	2
	1601604000	VANE PN 58 KEVLAR (on request)	4	49	4026135415	GRAB SCREW 14.9 M8X50 ZINC.	1
	1601600800	VANE PN 84 BAKELITE	4	50	4026300020	COMPENSATION RING	2
	1601604100	VANE PN 84 KEVLAR (on request)	4	51	4026305614	SELF-BLOCKING NUT M24X2	1
6	1605500000	HANDLE	1	52	4026308005	NUT M8 ZINC.	2
7	1608500000	CONVEYOR	1	53	4026351505	WASHER M8 ZINC.	29
8	1610500000	GEARBOX FLANGE	1	54	4026351506	WASHER M10 ZINC.	12
9	1612500300	REAR OIL TANK	1	55	4026500018	TAB 6X10	1
10	1612503100	GEARBOX	1	56	4026702000	FITTING 4X1/8	2
11	1622002600	SHAFT	1	57	4029602701	NUT M8 CAP	1
12	1623100000	MANIFOLD CAP	1	58	4029602806	DRIVE SHAFT PROTECTION	1
13	162409YK80	SPACER	1				
14	1624202300	SPACER	1	DX	4026414614	PIN 3X30 (only right model)	1
15	1627500000	MANIFOLD	1				
16	1640101100	OIL TANK COVER	1		1892000000	GASKET KIT PN 45-58-84 M	1
17	1642600000	PIPELINE PROTECTION	1				
18	1651000000	GEAR	1				
19	1651000100	PINION	1				
20	1663005100	DELIVERY PIPE PN 45 D RIGHT / M LEFT	1				
	1663005500	DELIVERY PIPE PN 45 D LEFT / M RIGHT	1				
	1663005200	DELIVERY PIPE PN 58 D RIGHT / M LEFT	1				
	1663005600	DELIVERY PIPE PN 58 D LEFT / M RIGHT	1				
	1663005300	DELIVERY PIPE PN 84 D RIGHT / M LEFT	1				
	1663005700	DELIVERY PIPE PN 84 D LEFT / M RIGHT	1				
21	1663011800	SUCTION PIPE PN 45 D RIGHT / M LEFT	1				
	1663011900	SUCTION PIPE PN 45 D LEFT / M RIGHT	1				
	1663010400	SUCTION PIPE PN 58 D RIGHT / M LEFT	1				
	1663012000	SUCTION PIPE PN 58 D LEFT / M RIGHT	1				
	1663010300	SUCTION PIPE PN 84 D RIGHT / M LEFT	1				
	1663012100	SUCTION PIPE PN 84 D LEFT / M RIGHT	1				
22	1673004100	OIL STICK COUPLING	1				
23	1680600100	MANIFOLD GASKET	1				
24	1680700000	GASKET	1				
25	1680700200	MANIFOLD CAP GASKET	1				
26	1680707500	OIL TANK GASKET	1				
27	1683600300	OIL STICK	1				
28	1684000000	DRAIN PLUG 3/8	4				
29	1685002800	WASHER FE 30X8,5 ZINC.	1				
30	1685100000	DRIPPER WASHER 14X20X1,5	1				
31	1685100100	WASHER 10X16X1,5	2				
32	1685100200	WASHER 17X22X1,5	4				
33	1687500200	PN 45 HOUSING	1				
	1687500300	PN 58 HOUSING	1				
	1687500400	PN 84 HOUSING	1				
34	1691000000	SPRING	1				
35	4022200030	SEAL 41X27X10	1				
36	4022200040	SEAL 72X40X10	1				
37	4022200110	SEAL 72X48X15	2				
38	4022200240	O-RING 4825	2				

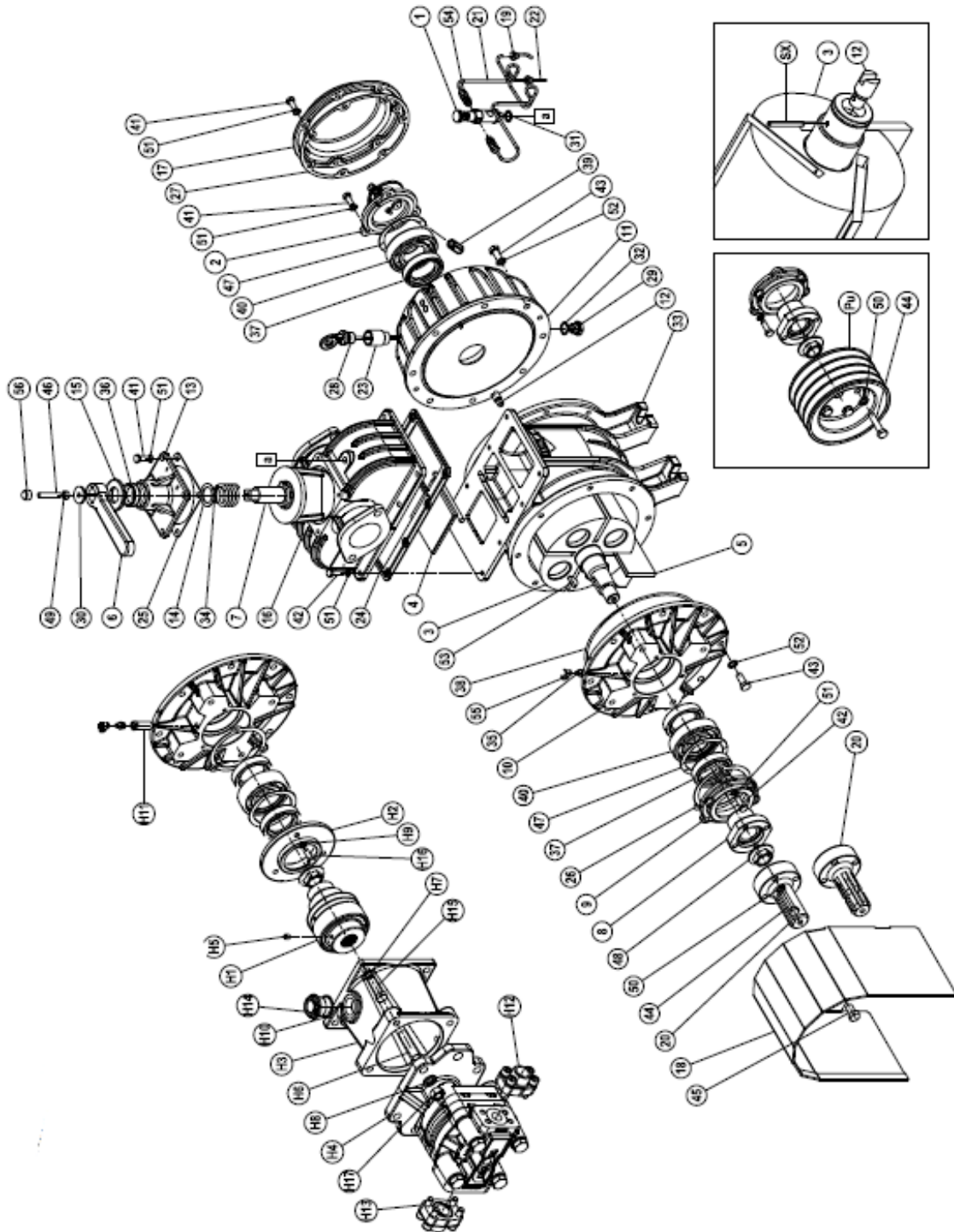


# SLURRY TANKERS

## 3.02.4 – JUROP 9000 L PUMP HYDRAULIC DRIVE

2010722

PN 45-58-84 DIRECT TRANSMISSION



# SLURRY TANKERS

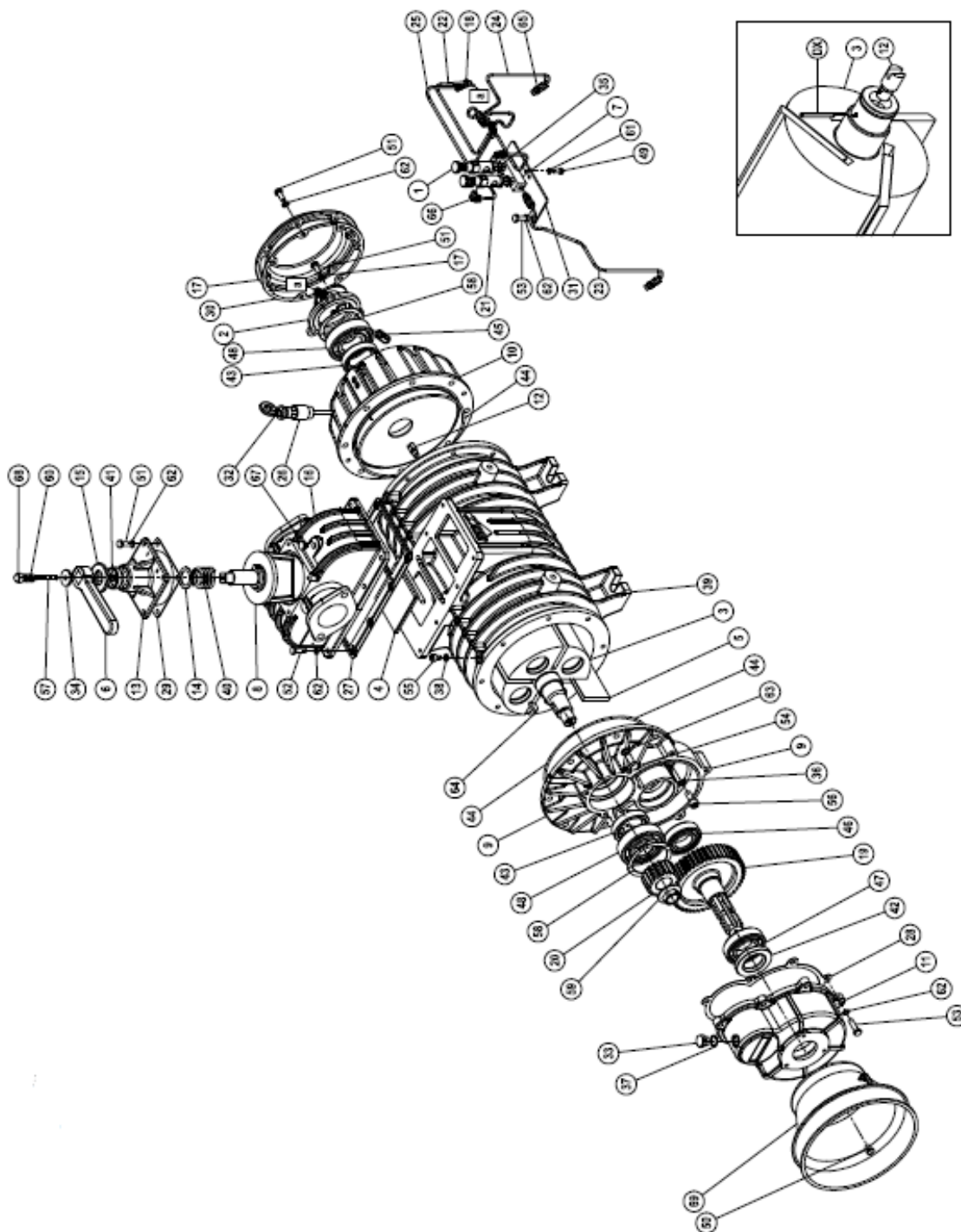
		HYDRAULIC TRANSMISSION
H1	1470100400	COUPLING
H2	1610005500	TRANSMISSION FLANGE
H3	1612501400	HYDRAULIC BRACKET
H4	4024107005	HYDRAULIC MOTOR PN 45
	4024107008	HYDRAULIC MOTOR PN 58
	4024107006	HYDRAULIC MOTOR PN 84
H5	4026136005	GRUB SCREW 14.9 M8X12
H6	4026171304	STUD SCREW 8.8 M14X40
H7	4026350709	WASHER GROWER 12 ZINC.
H8	4026350710	WASHER GROWER 14 ZINC.
H9	4026351505	WASHER M 8 ZINC.
H10	4026359001	WASHER 33,5X40X1,5
H11	4026705001	FITTING
H12	4026711001	AFS 100G 3/4 FLANGE (PN 45)
	4026711002	ASF 102G 1" FLANGE (PN 58)
	4026711003	ASF 104G 1"1/4 FLANGE (PN 84)
H13	4026711002	ASF 102G 1" FLANGE (PN 45)
	4026711003	ASF 104G 1"1/4 FLANGE (PN 58)
	4026711004	AFS 106G 1"1/2 FLANGE (PN 84)
H14	4026904003	PLUG 1" ZINC.
H15	4026103004	SCREW TE 8.8 M12X40 ZINC.
H16	4026102807	SCREW TE 8.8 M8X25 ZINC.
H17	4026308008	NUT M14 ZINC.

# SLURRY TANKERS

## 3.02.5 - JUROP 11000 L PUMP

2000703

PN 106 WITH GEARBOX



77 Redrock Road,  
Collone, Armagh,  
N. Ireland BT60 2BL  
Tel – 0044 28 3755 2390  
Fax – 0044 28 3755 2399  
Web – www.redrockmachinery.com

# SLURRY TANKERS

## PN 106 M

Pos.	Code	Description	Qty	Pos.	Code	Description	Qty
1	1401200400	OIL DRIPPER (manual regulation)	2	52	4026102807	SCREW TE 8.8 M8X25 ZINC.	6
2	1407200500	OIL PUMP (right)	1	53	4026102808	SCREW TE 8.8 M8X30 ZINC.	9
	1407202100	OIL PUMP (right)	1	54	4026102907	SCREW TE 8.8 M10X25 ZINC.	14
3	1521500500	ROTOR	1	55	4026121401	SCREW TCEI 8.8 M8X12 ZINC.	2
4	1593600000	NON-RETURN VALVE	1	56	4026121808	SCREW TCEI 8.8 M10X25 ZINC.	2
5	1601601000	VANE PN 106 BAKELITE	4	57	4026135415	GRUB SCREW 14.9 M8X50	1
	1601604200	VANE PN 106 KEVLAR (on request)	4	58	4026300020	COMPENSATION RING	2
6	1605500000	HANDLE	1	59	4026305614	SELF-BLOCKING NUT M24X2	1
7	1608100000	DISTRIBUTOR	1	60	4026308005	NUT M8 ZINC.	2
8	1608500000	CONVEYOR	1	61	4026351504	WASHER M6 ZINC.	2
9	1610500000	GEARBOX FLANGE	1	62	4026351505	WASHER M8 ZINC.	29
10	1612500300	REAR OIL TANK	1	63	4026351506	WASHER M10 ZINC.	14
11	1612503100	GEARBOX	1	64	4026500018	TAB 6X10	1
12	1622002600	SHAFT	1	65	4026702000	FITTING 4X1/8	4
13	1623100000	MANIFOLD CAP	1	66	4026706000	FITTING 4X1/8 (90°)	4
14	162409YK80	SPACER	1	67	4026905002	PLUG 1/4 ZINC.	1
15	1624202300	SPACER	1	68	4029602701	NUT M8 CAP	2
16	1627500000	MANIFOLD	1	69	4029602806	DRIVE SHAFT PROTECTION	1
17	1640101100	OIL TANK COVER	1				
18	1642600000	PIPELINE PROTECTION	2	DX	4026414614	PIN 3X30 (only for right model)	1
19	1651000000	GEAR	1				
20	1651000100	PINION	1		1892000000	GASKET KIT PN 106 M	1
21	1663011000	LUBRICATION PIPELINE	1				
22	1663018400	DELIVERY PIPE D RIGHT / M LEFT	1				
	1663025100	DELIVERY PIPE D LEFT / M RIGHT	1				
23	1663018500	LUBRICATION PIPELINE D RIGHT / M LEFT	1				
	1663018600	LUBRICATION PIPELINE D LEFT / M RIGHT	1				
24	1663018600	LUBRICATION PIPELINE D RIGHT / M LEFT	1				
	1663018500	LUBRICATION PIPELINE D LEFT / M RIGHT	1				
25	1663018700	SUCTION PIPE D RIGHT / M LEFT	1				
	1663025100	SUCTION PIPE D LEFT / M RIGHT	1				
26	1673004100	OIL STICK COUPLING	1				
27	1680600100	MANIFOLD GASKET	1				
28	1680700000	GEARBOX GASKET	1				
29	1680700200	MANIFOLD CAP GASKET	1				
30	1680707500	OIL TANK COVER GASKET	1				
31	1681100100	DISTRIBUTOR BRACKET	1				
32	1683600300	OIL STICK	1				
33	1684000000	DRAIN PLUG 3/8	4				
34	1685002800	WASHER 30X8,5 ZINC.	1				
35	1685100000	OIL DRIPPER WASHER 14X20X1,5	2				
36	1685100100	WASHER 10X16X1,5	2				
37	1685100200	WASHER 17X22X1,5	4				
38	1685100800	WASHER 8X14X1,5	2				
39	1687500500	HOUSING PN 106	1				
40	1691000000	SPRING	1				
41	4022200030	SEAL 41X27X10	1				
42	4022200040	SEAL 72X40X10	1				
43	4022200110	SEAL 72X48X15	2				
44	4022200240	O-RING 4825	2				
45	4022300001	NYLON FILTER	1				
46	4023100020	BEARING 6207	1				
47	4023100030	BEARING 6208	1				
48	4023100040	BEARING 6308	2				
49	4026102704	SCREW TE 8.8 M6X16 ZINC.	2				
50	4026102802	SCREW TE 8.8 M8X12 ZINC.	2				
51	4026102806	SCREW TE 8.8 M8X20 ZINC.	14				

CONTACT – 0044 (0) 2837 552390  
EMAIL – spares@redrockmachinery.com

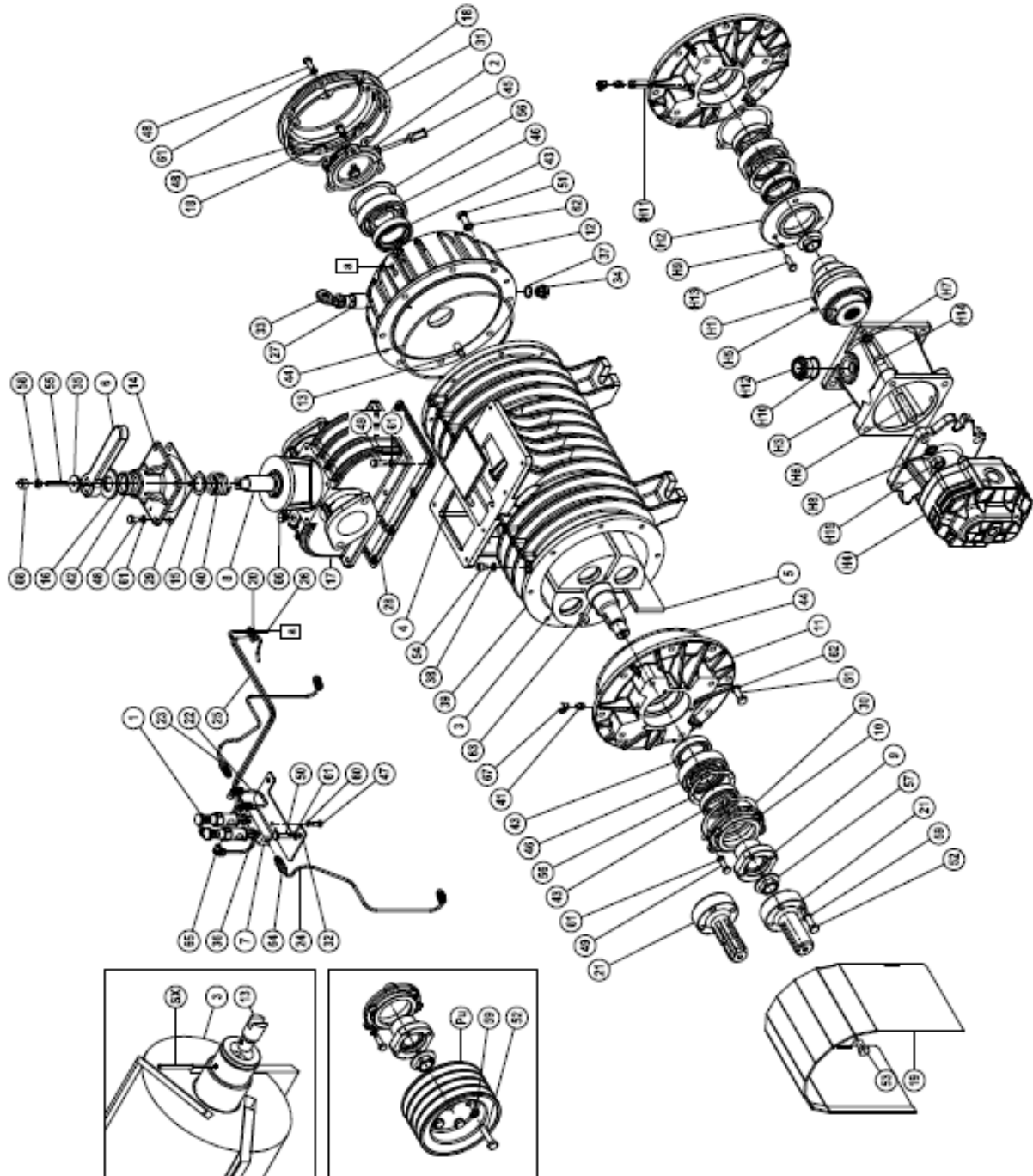


# SLURRY TANKERS

## 3.02.6 - JUROP 11000 L PUMP HYDRAULIC DRIVE

20007032-00

### PN 106 DIRECT TRANSMISSION



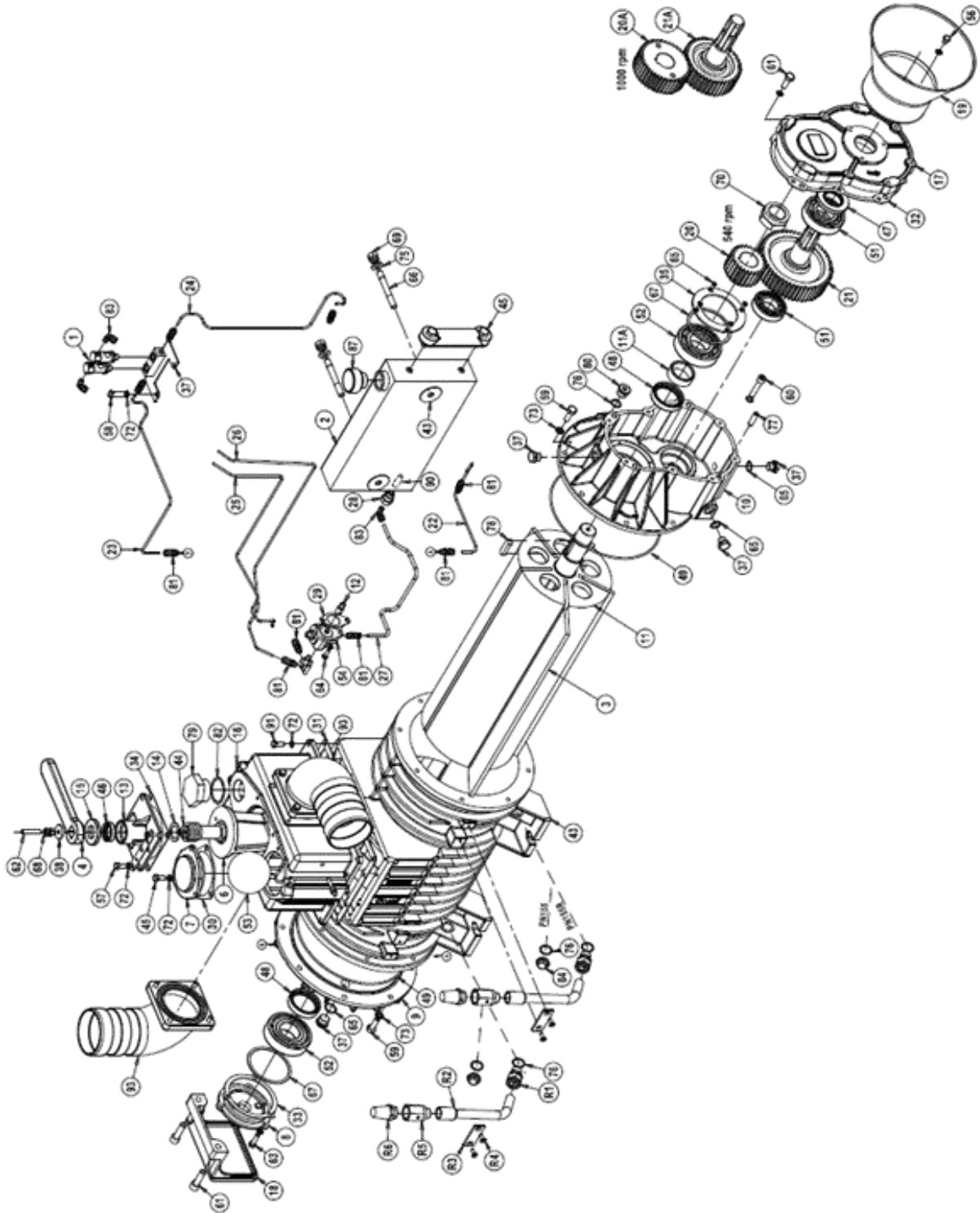
# SLURRY TANKERS

HYDRAULIC TRANSMISSION			
H1	1470100400	COUPLING	1
H2	1610005500	TRANSMISSION FLANGE	1
H3	1612501400	HYDRAULIC BRACKET	1
H4	4024107001	HYDRAULIC MOTOR	1
H5	4026136005	GRUB SCREW 14.9 M8X12 ZINC.	1
H6	4026171304	STUD SCREW 8.8 M14X40 ZINC.	4
H7	4026350709	WASHER GROWER 12 ZINC.	2
H8	4026350710	WASHER GROWER 14 ZINC.	4
H9	4026351505	WASHER M8 ZINC.	3
H10	4026359001	WASHER 33,5X40X1,5	1
H11	4026705001	FITTING	1
H12	4026904003	PLUG 1" ZINC.	1
H13	4026102807	SCREW TE 8.8 M8X25 ZINC.	3
H14	4026103004	SCREW TE 8.8 M12X40 ZINC.	2
H15	4026308008	NUT M14 ESAG.ZINC.	4

# SLURRY TANKERS

## 3.02.7 – JUROP 13850 L PUMP

2000709-00



# SLURRY TANKERS

## PN 140 M

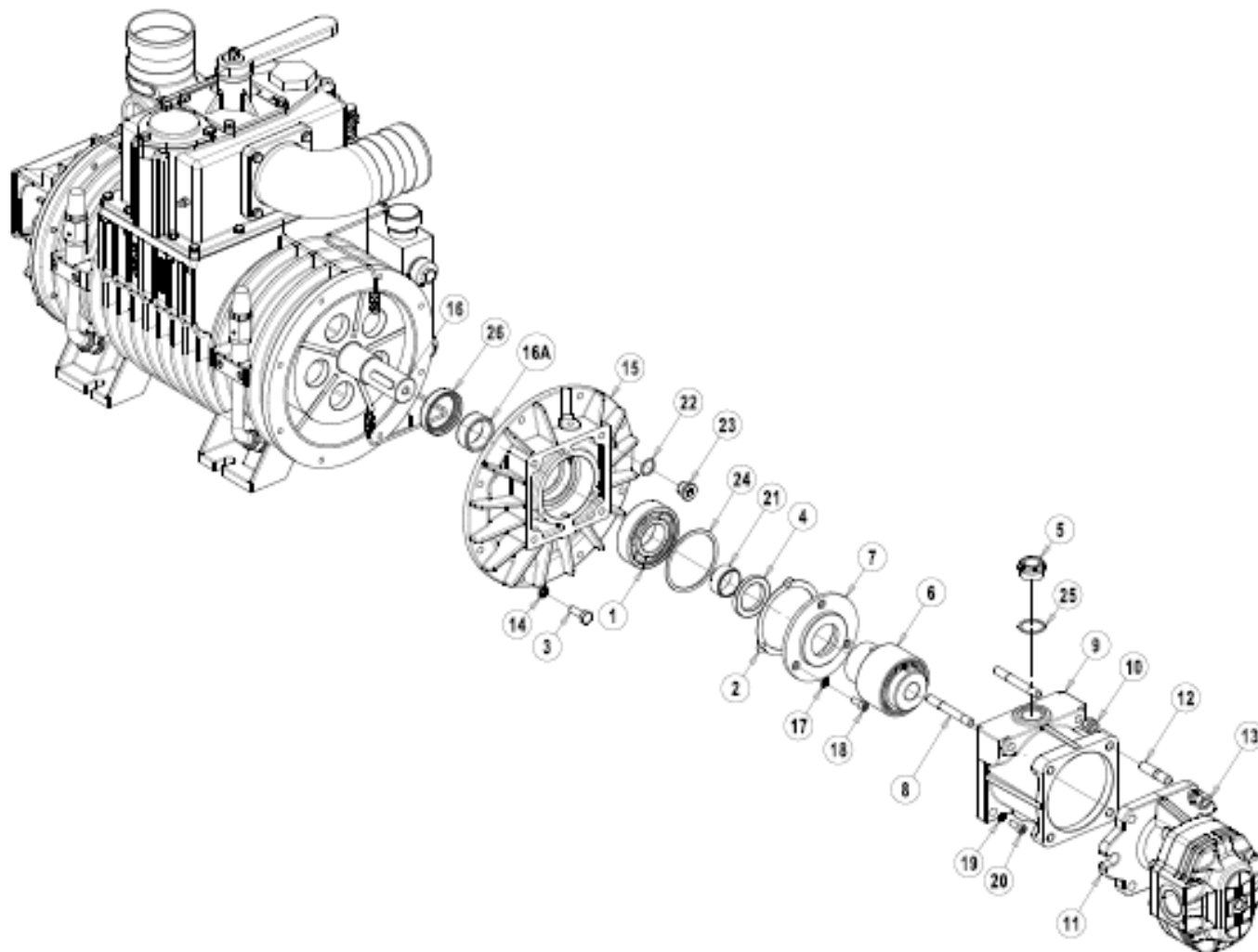
Pos.	Code	Description	Qty	Pos.	Code	Description	Qty
1	1401200700	DRIP OILER	2	48	4022200113	PUMP ROTOR SEAL RING	2
2	1587009400	OIL TANK	1	49	4022200323	O RING 4850 VITON	2
3	1601606200	VANE PN140	4	50	4023100020	BEARING 6207	1
4	1605500100	COCK LEVER	1	51	4023100040	BEARING 6308	1
5	1608100000	DRIP OILER DISTRIBUTOR	1	52	4023100046	BEARING 6309	1
6	1608502500	COCK	1	53	4023250502	RUBBER BALL Ø90	1
7	1610509800	MANIFOLD SMALL FLANGE	1	54	4024251000	OIL PUMP CW ROTATION	1
8	1610512900	OIL PUMP FLANGE	1		4024251500	2 WAY – OIL PUMP LEFT	1
9	1610512800	FLANGE	1	55	4026101301	SCREW M6X10	2
10	1610512700	GEAR BOX FLANGE	1	56	4026102802	GALV. SCREW TE M8X12	3
11	1521503500	PUMP ROTOR PN140	1	57	4026102806	GALV. SCREW TE M8X20	3
12	1622002600	OIL PUMP PIVOT	1	58	4026102808	GALV. SCREW E TE M8X30	2
13	1623100500	COCK MANIFOLD	1	59	4026102908	GALV. SCREW TE M10X30	8
14	162409YKB0	COCK SPRING SPACER	1	60	4026121813	GALV. SCREW TCEI M10X50	2
15	1624202300	COCK REGULATING SPACER	1	61	4026121710	GALV. SCREW TCEI M12X35	2
16	1627504600	MANIFOLD PN140	1	62	4026135414	STUD SCREW M8X45	1
17	1640501200	GEAR BOX COVER	1	63	4026102807	GALV. SCREW TE M8X25	10
18	1642100200	OIL PUMP PROTECTION.	1	64	4026121304	GALV. SCREW TCEI M6X14	2
19	4029602806	DRIVE SHAFT PROTECTION	1	65	4026155503	GALV. SCREW TSPEI M 5X12	4
20	1651005500	GEAR Z 28 (540 RPM)	1	66	4026171211	SCREW M12X80	2
20a	1651010700	GEAR Z 42 (1000 RPM)	1	67	4026300025	COMPENSATION RING	2
21	1651010500	GEAR Z 70 (540 RPM)	1	68	4026308005	HEXAGONAL NUT M8	2
21a	1651010600	GEAR Z 56 (1000 RPM)	1	69	4026305508	SELFBLOCKING NUT M12	2
22	1663062900	FRONT HOUSING TUBE DIRECT L LEFT	1	70	4026306115	SELFBLOCKING NUT M36X3	1
23	1663063000	REAR FLANGE SUPPLY TUBE LEFT	1	71	4026351504	WASHER M6	2
24	1663062800	FRONT HOUSING TUBE LEFT	1	72	4026351505	SAW-TOOTHED WASHER M8	3
25	1663062600	SUPPLY SHORT TUBE 540 LEFT	1	73	4026351506	SAW-TOOTHED WASHER M10	8
26	1663062700	SUPPLY LONG TUBE 540 LEFT	1	74	4026350508	SAW-TOOTHED WASHER M12	2
27	1663063100	TANK SUCT. TUBE RIGHT RIGHT	1	75	4026357007	WASHER M12	2
28	1673001000	OIL FITTING	1	76	4026359003	ALU. WASHER 21,5X26X1,5	1
29	1680609700	OIL PUMP GASKET	1	77	4026401806	CYLINDRICAL PIN 10X36	2
30	1680610500	MANIFOLD SMALL FLANGE GASKET	1	78	4026501003	KEY 12X8X40	1
31	1680614300	MANIFOLF GASKET	1	79	4026904005	PLUG G1 1/2	1
32	1680614100	GEAR BOX COVER GASKET	1	80	4026701603	GALV. PLUG G1/2	1
33	1680707300	DIRECT DRIVE FLANGE GASKET	1	81	4026702000	STRAIGHT FIRRING G1/8 - Ø4	6
34	1680707800	MANIFOLD GASKET	1	82	4026702708	COPPER WASHER 1 1/2	1
35	1681006500	PUSHING PLATE	1	83	4026706000	ELBOW FITTING G1/8 - Ø4	2
36	1681100200	DRIP OILER PLATE	1	84	4026904001	BLIND PLUG G1/2	2
37	1684000000	DISCHARGE PLUG G3/8	3	85	4026904503	OIL TANK PLUG	1
38	1685002800	WASHER 30X8.5X4	1	86	4026905002	GALV. HEXAGONAL PLUG G1/4	2
39	1685100000	ALU - WASHER	2	87	4026910103	OIL TANK FPLUG	1
40	1685100100	ALU WASHER 10X16X1,5	2	88	4026910603	HEXAGONAL CONICAL PLUG G3/8	2
41	1685100200	ALU WASHER 17X22X1,5	3	89	1685100300	ALU-WASHER	2
42	1685600200	RUBBER WASHER	2	90	4022300001	OIL PUMP SUCTION FILTER	1
43	1687507600	CORPO PN140	1	91	4026107110	SCREW TE M8X25	10
44	1691000000	COCK SPRING	1	92	4026706003	ELBOW FITTING G1/8 – Ø6	2
45	4022106001	OIL TANK DIP STCK	1	93	1852104000	ORIENTABLE AIR CONVEYOR5 Ø100	2
46	4022200030	SEAL RING 41X27X10	1				
47	4022200040	SEAL RING 72X40X10	1		1892005300	GASKET KIT PN130-140	1



# SLURRY TANKERS

## 3.02.8 – JUROP 13850 L PUMP HYDRAULIC DRIVE

20007092-00



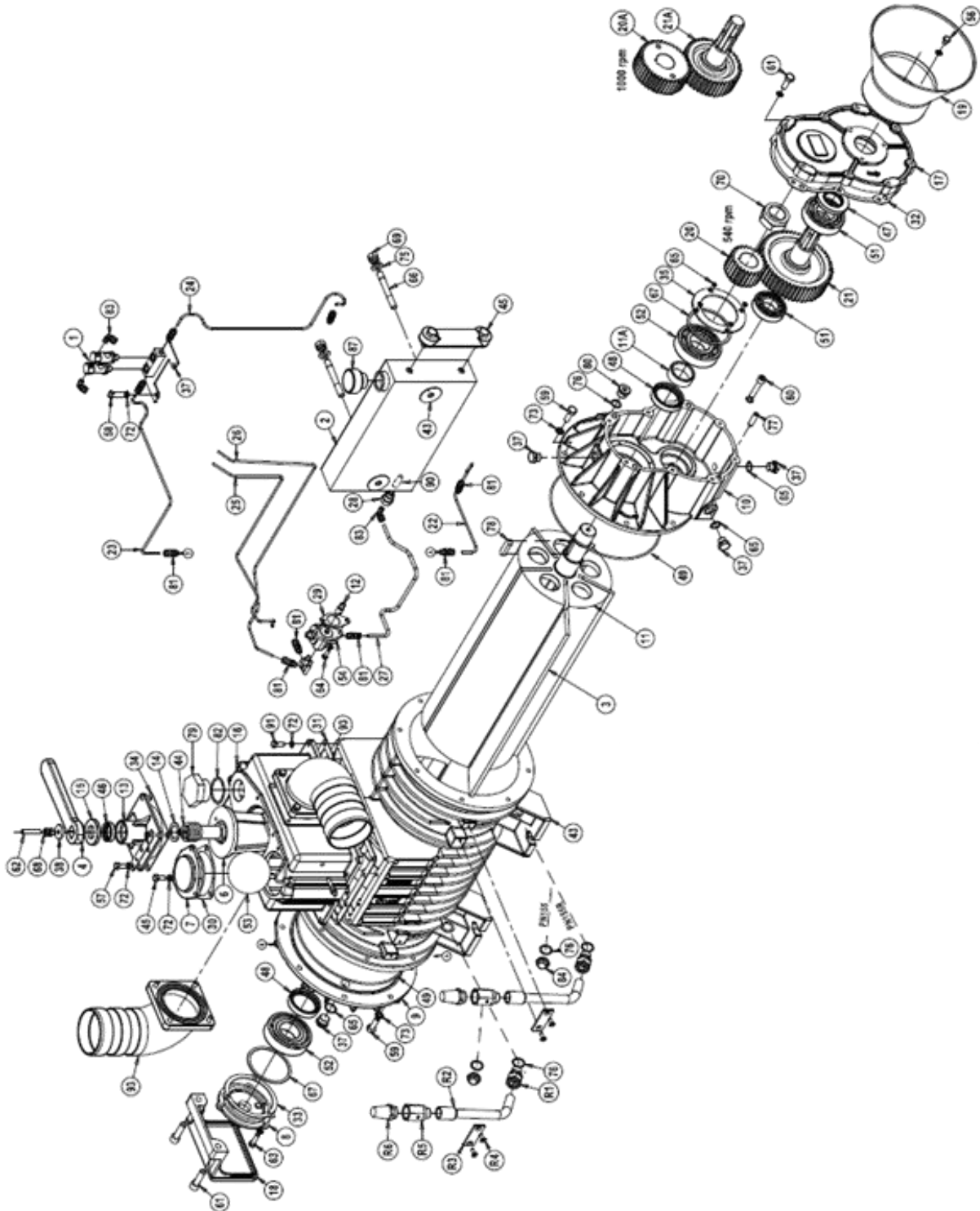
### PN 140 HDR

Pos.	Code	Description	Qty	Pos.	Code	Description	Qty
1	4023100046	BEARING 6309	1	14	4026350910	SAW-TOOTHED WASHER M10	8
2	1680707300	GASKET	1	15	1510512800	FLANGE PN140	1
3	4026107211	SCREW M10X30	8	16	1521503600	ROTOR PN 140 HDR	1
4	4022200044	SEAL RING 65X45X8	1	17	4026350909	SAW-TOOTHED WASHER M8	3
5	4026904003	PLUG ½ G	1	18	4026120403	SCREW TCEI M8X20	3
6	1470102300	JOINT HDR PN 140	1	19	4026351505	SAW-TOOTHED WASHER M8	2
7	1610021600	HDR TRASMISSION FLANGE	1	20	4026120403	SCREW M8X20	2
8	4026103004	SCREW M8X80	2	21	1626001100	DIRECT DRIVE BUSHING	1
9	1612501000	HDR TRASMISSION HOUSING	1	22	-		
10	4026305508	NUT M12 SELF LOCKING	2	23	-		
11	4024107001	HYDRAULIC MOTOR FM 40.73	1	24	4026300025	ANELLO DI COMPENSAZIONE LMKAS100C	2
12	4026171304	SCREW M14X40	4	25	4026359001	RONDELLA 40X33.5X1.5 ALLUMINIO	1
13	4026308008	NUT M14	4	26	4022200113	SEAL RING 70X55X15 VITON	1

# SLURRY TANKERS

## 3.02.10 - JUROP 15000L PUMP

2000712-00



# SLURRY TANKERS

## PN 155 M

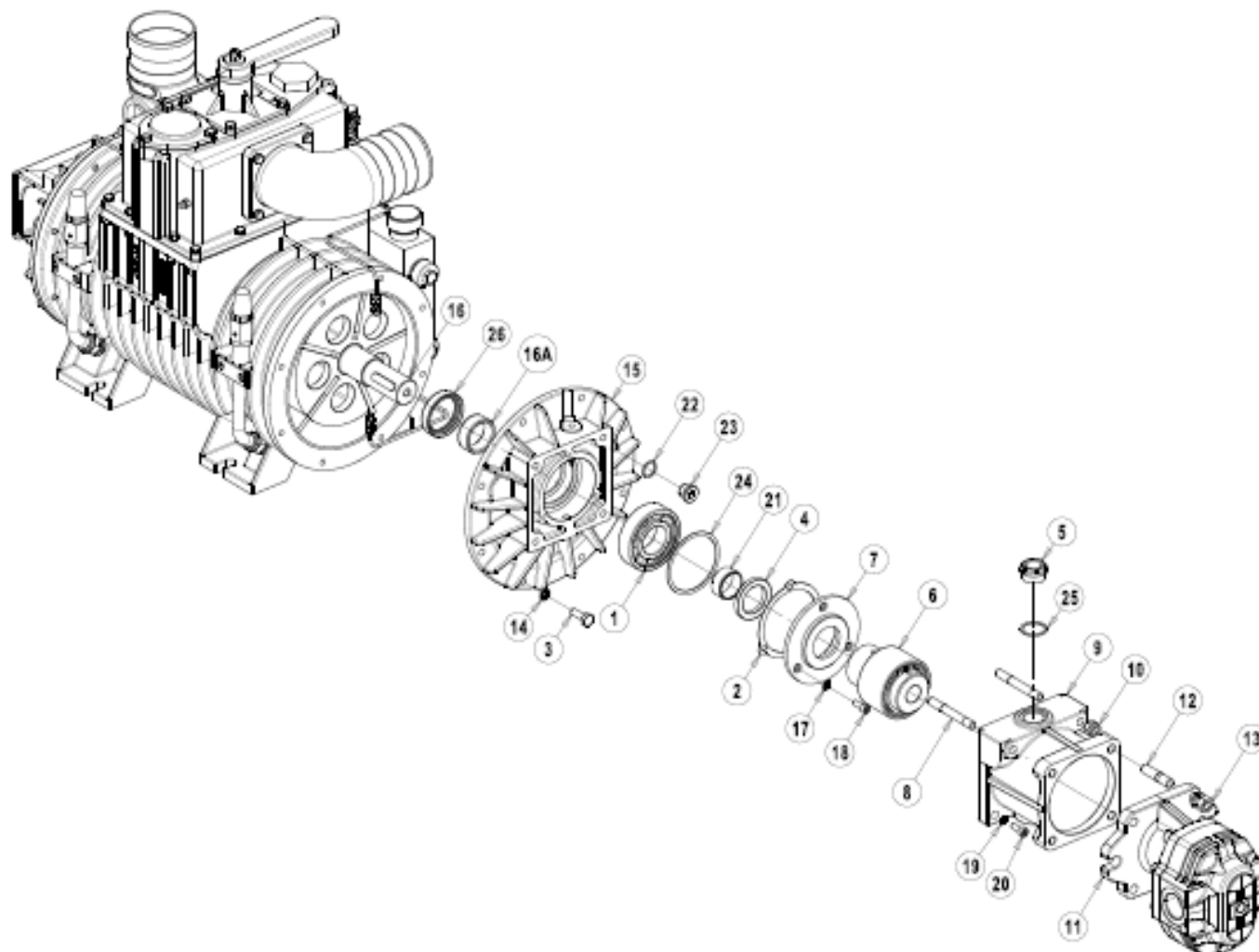
Poa.	Code	Description	Qty	Poa.	Code	Description	Qty
1	1401200700	OIL DRIPPER WITHOUT SETTING	2	48	4022200113	SEAL RING 70X55X15 VITON	2
2	1587009400	OIL TANK	1	49	4022200311	O RING 4975 VITON	2
3	16016AB680	VANE PN155	5	50	4023100020	BEARING 6207	1
4	1605500100	COCK HANDLE	1	51	4023100040	BEARING 6308	1
5	1608100000	DRIP OILER DISTRIBUTOR	1	52	4023100046	BEARING 6309	2
6	1608502500	4 WAY COCK	1	53	4023250502	RUBBER BALL	1
7	1610509800	MANIFOLD FLANGE	1	54	4024251000	2 WAY - OIL PUMP RIGHT	1
8	1610512900	AUT. OIL PUMP FLANGE	1		4024251500	2 WAY - OIL PUMP LEFT	1
9	161059R1B0	DIRECT DRIVE FLANGE PN155	1	55	4026101301	GALV. SCREW TE M6X10	2
10	161059TDB0	MULTIPL. 540 RPM FLANGE PN155	1	56	4026102802	GALV. SCREW TE M8X12	3
11	152158XTB0	ROTOR PUMP PN155	1	57	4026102806	SCREW TE M8X20	10
12	1622002600	OIL PUMP DRIVE PIN	1	58	4026102808	SCREW TE M8X30	2
13	1623100500	COK CAP	1	59	4026102909	SCREW TE M10X30	22
14	162409YKB0	COCK SPRING SPACER	1	60	4026121813	SCREW TCEI M10X50	2
15	1624202300	COCK SETTING SPACER	1	61	4026121711	SCREW TCEI M12X40	2
16	1627504600	MANIFOLD	1	62	4026135414	STUD SCREW M8X45	1
17	164059V5B0	MULTIPL. 540 RPM COVER PN155 M	1	63	4026140309	SCREW INOX316 TE M 8X30	3
18	1642100200	REAR PROTECTION	1	64	4026141206	SCREW INOX316 TE M5X20	2
19	4029602806	CARDAN SHAFT PROTECTION	1	65	4026155505	SCREW TSPEI M5X16	4
20	1651005300	GEARE Z 25 – 540 RPM	1	66	4026171211	SCREW M12X80	2
20a	165109KFB0	GEAR Z 37 - 1000 RPM	1	67	4026300025	COMPENSATION RING LMKAS100C	2
21	165109KEB0	GEAR Z 53 - 540 RPM	1	68	4026308005	HEXAGONAL NUT M8	2
21a	165109KGB0	GEAR Z 41 - 1000 RPM	1	69	4026305508	HEXAGONAL NUT M12	2
22	16630C14B0	FRONT HOUSING TUBE DIRECT L LEFT	1	70	4026306115	SELFBLOCKING NUT M36X3	1
23	16630C18B0	FRONT HOUSING TUBE 540 RPM LEFT	1	71	4026351504	SAW-TOOTHED WASHER M6	2
24	16630C19B0	TANK SUCT. TUBE 540 RIGHT/ DD RIGHT	1	72	4026351505	SAW-TOOTHED WASHER M8	30
25	1663062600	SUPPLY SHORT TUBE 540 LEFT	1	73	4026351506	SAW-TOOTHED WASHER M10	12
26	1663062700	SUPPLY LONG TUBE 540 LEFT	1	74	4026351504	GALV. SAW-TOOTHED WASHER M6	2
27	1663071RB0	REAR FLANGE SUPPLY TUBE 540 LEFT	1	75	4026357007	GALV. FLAT WASHER M12	2
28	1673001000	FILTER FITTING	1	76	4026359003	ALU. WASHER 21,5X26X1,5	3
29	1680609700	AUT. OIL PUMP GASKET	1	77	4026401806	CYLINDRICAL PIN 10X36	2
30	1680610500	MANIFOLD FLANGE GASKET	1	78	4026501004	KEY 12X8X45	1
31	1680614300	MANIFOLD GASKET	1	79	4026700911	PLUG G1 1/2	1
32	16807BCNB0	540 COVER GASKET. PN155 M	1	80	4026701603	GALV. PLUG G1/2	4
33	1680707300	DIRECT DRIVE FLANGE GASKET	1	81	4026702000	STRAIGHT FITTING. Ø 4X1/8	6
34	1680707800	CAP GASKET	1	82	4026702708	COPPER WASHER 1 1/2	1
35	1681006600	COMPENS. RING PUSHING PLATE	1	83	4026706000	FITTING 90° 4X1/8	2
36	1681100200	OIL DRIPPER SUPORTING PLATE	1	84	4026904001	BLIND PLUG G1/2	2
37	1684000000	DISCHARGE PLUG G3/8	3	85	4026904503	PLUG M20X1,5	1
38	1685002800	WASHER 30X8,5X4	1	86	4026905002	GALV. HEXAGONAL PLUG G1/4	2
39	1685100000	OIL DRIPPER ALU WASHER	2	87	4026910103	PLASTIC VENT PLUG G1	1
40	1685100100	ALU WASHER 10X16X1,5	2	88	4026910603	HEXAGONAL CONICAL PLUG G3/8	2
41	1685100200	ALU WASHER 17X22X1,5	4	89	1685100300	ALU. WASHER	1
42	1685600200	OIL TANK PLASTIC WASHER	2	90	4022300001	OIL PUMP SUCTION FILTER	1
43	16875AB9B0	PUMP HOUSING155	1	91	4026107110	SCREW TE M8X25	10
44	1691000000	COCK SPRING	1	92	4026706003	FITTING 90° 6X1/8	2
45	4022106001	VERTIC. SIGHT LEVEL	1	93	1852104000	SWIVEL ING CONVEYOR KIT D. 100	2
46	4022200030	SEAL RING 41X27X10	1				
47	4022200040	SEAL RING 72X40X10	1		18920CZRB0	GASKET KIT PN155	1

Poa.	Code	Description	Qty	Poa.	Code	Description	Qty
R1	4026701301	BRASS FITTING 1/2X1/8	2	R5	1493300200	VALVE G1/2 MALE	2
R2	1663014000	FILTER HOLDER TUBE	2	R6	4022301004	SILENCER FILTER G3/4	2
R3	1681006600	TUBE HOLDER PLATE	2	R7	16016BXNB0	VANE F57 PN155 R	5
R4	4026155605	SCREW TSPEI 10.9 M6X16	4				

# SLURRY TANKERS

## 3.02.11 - JUROP 15000L PUMP HYDRAULIC DRIVE

2000711-00



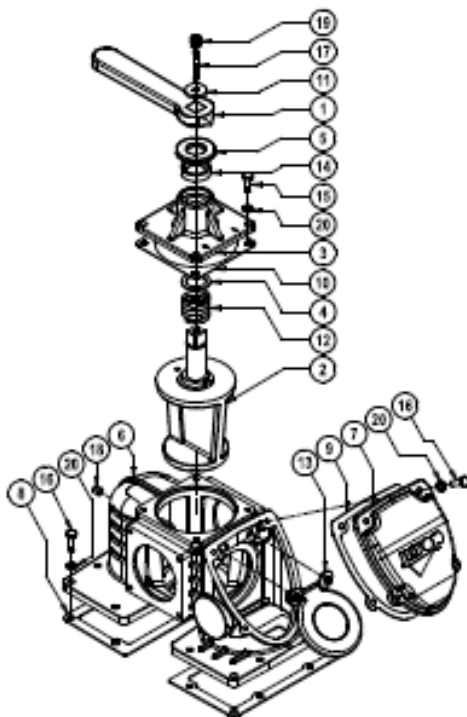
### PN 155 HDR – PN155R HDR

Pos.	Code	Description	Qty	Pos.	Code	Description	Qty
1	4023100046	BEARING 6309	1	14	4026350910	SAW-TOOTHED WASHER M10	8
2	1680707300	GASKET	1	15	161059RUB0	FLANGE PN140	1
3	4026107211	SCREW M 10X30	8	16	152158XUB0	ROTOR PN155 HDR	1
4	4022200044	SEAL RING 65X45X8	1	17	4026350909	SAW-TOOTHED WASHER M8	3
5	4026904003	PLUG 1/2 G	1	18	4026120403	SCREW TCEI M8X20	3
6	14701BEBB0	JOINT HDR PN 140	1	19	4026351505	SAW-TOOTHED WASHER M8	2
7	1610021600	HDR TRASMISSION FLANGE	1	20	4026120403	SCREW M8X20	2
8	4026171211	SCREW M8X80	2	21	1626001100	DIRECT DRIVE BUSHING	1
9	1612501000	HDR TRASMISSION HOUSING	1	22	4026359003	WASHER ALUMINUM 21,5X26X1,5	3
10	4026305508	NUT M12 SELF LOCKING	2	23	4026701603	PLUGG1/2	4
11	4024107004	HYDRAULIC MOTOR FM 40.73	1	24	4026300025	COMPENSATING RING	2
12	4026171304	SCREW M14X40	4	25	4026359001	WASHER ALUMINUM 40X33.5X1.5	1
13	4026308008	NUT M14	4	26	4022200113	SEAL RING 70X55X15 VITON	1

# SLURRY TANKERS

## 3.02.12 - JUROP 15000L PUMP MANIFOLD

### PN130-140-155 NEW MANIFOLD



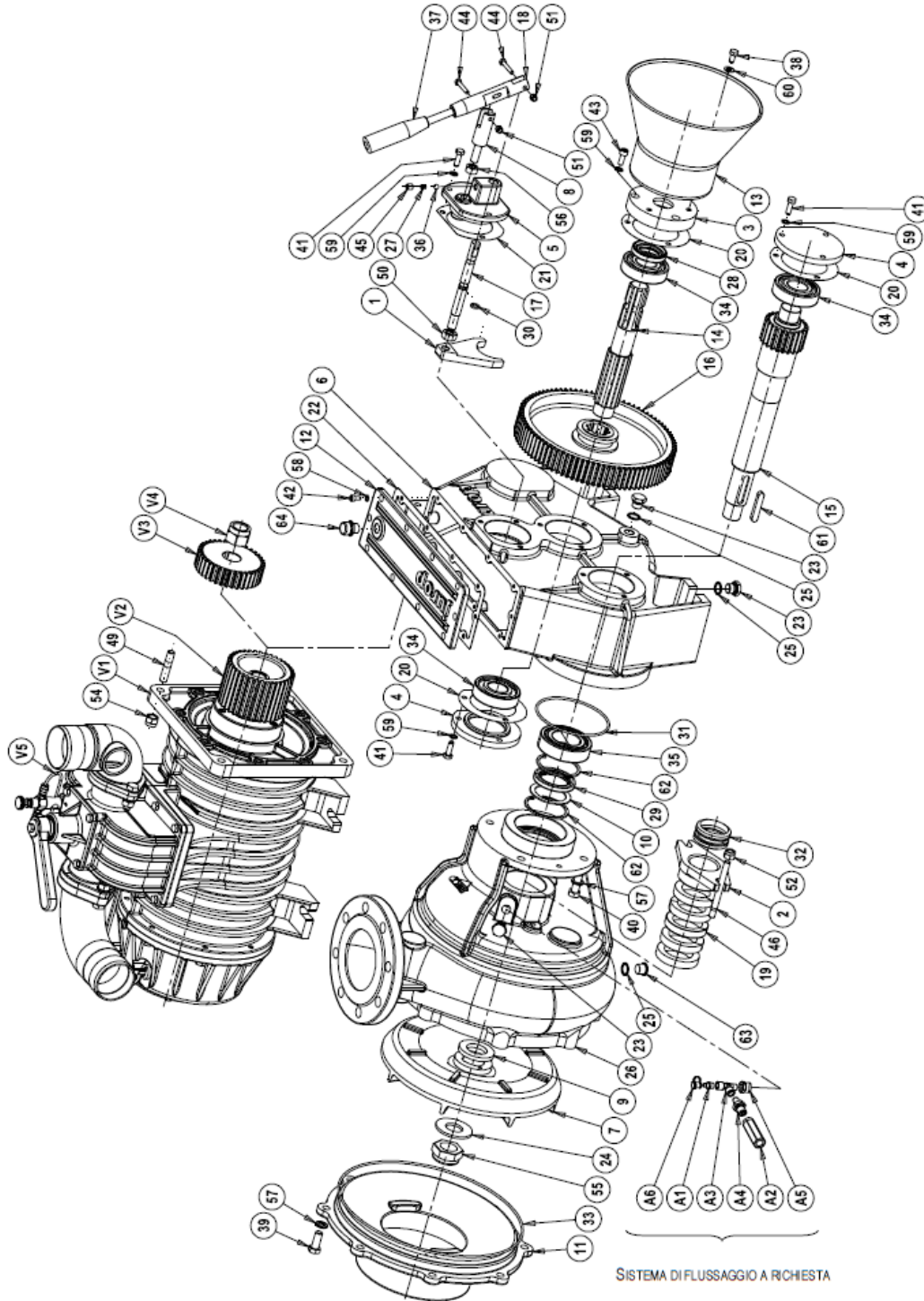
Asymmetrical manifold (with check valve installed on the pump inlet)

Pos.	Code	Description	Qty	Pos.	Code	Description	Qty
1	1605500100	COCK HANDLE	1	11	1685002800	WASHER FE 30X8,5 SP.4 GALV.	1
2	1608502500	COCK	1	12	1691000000	COCK SPRING	1
3	1623100500	COCK COVER	1	13	18930008E0	CLAPET	1
4	162409YKB0	SPACER	1	14	4022200030	SEAL 41X27X10 GP NBR1	1
5	1624202300	SPACER	1	15	4026102806	SCREW TE 8,8 M 8X20 GALV.	4
6	16275007E0	MANIFOLD	1	16	4026102807	SCREW TE 8,8 M 8X25 GALV.	16
7	16401008E0	COVER	1	17	4026135414	SCRE 12,9 M 8X45	1
8	1680610200	GASKET	2	18	4026135504	SCREW 12,9 M 10X10	1
9	16807011E0	GASKET	1	19	4026308005	NUT M 8 ESAG.GALV.	2
10	1680707800	GASKET	1	20	4026350706	WASHERGROWER 8 GALV.	20

# SLURRY TANKERS

## 3.02.13 - JUROP JULIA 5000 FOR 9000, 11000 & 13850L PUMPS

### JULIA 3000-5000



# SLURRY TANKERS

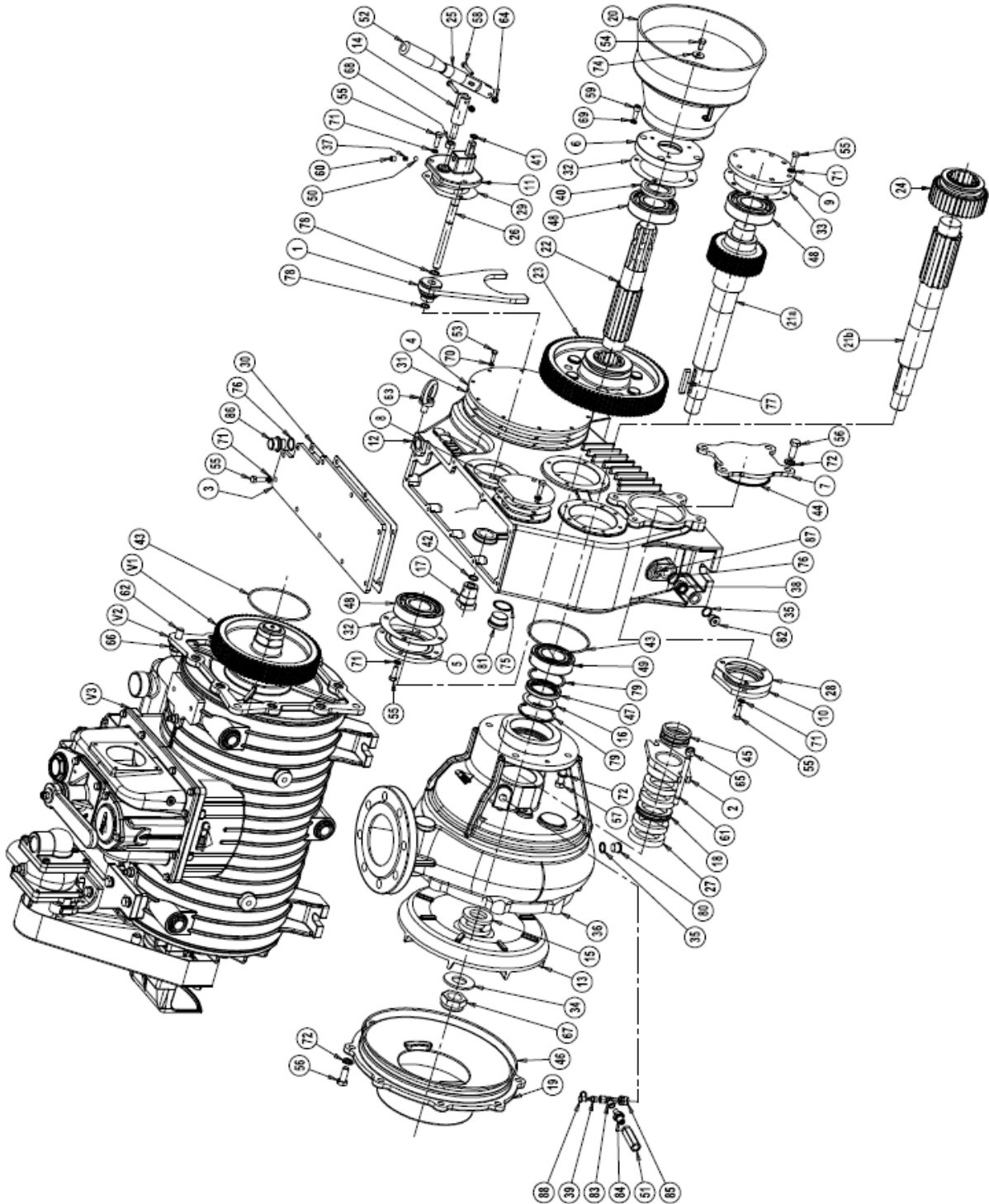
## JULIA 3000 - 5000

Poa.	Code	Description	Q.ty	Poa.	Code	Description	Q.ty
1	1604200000	GEAR FORK	1	50	4026302008	LOW PROF. NUT M14X1,5	1
2	1604500000	CENTRIFUGAL GROUP FORK	1	51	4026306502	SELF LOCKING NUT M6	2
3	1610502100	CENTRIFUGAL GROUP FLANGE	1	52	4026306507	SELF LOCKING NUT M10	2
4	1610502200	BLIND FLANGE CENTRIFUGAL	2	53	4026306508	SELF LOCKING NUT M12	24
	1610577FB0	BLIND FLANGE CENTRIFUGAL (LC 300-420)	2	54	4026306511	NUT M14	4
5	1611500000	HUB	1	55	4026306616	SELF LOCKING NUT M30X2	1
6	1612500500	CENTRIFUGAL GROUP BOX	1	56	4026308007	NUT M12	1
7	1621510100	CENTRIFUGAL GROUP (JULIA 3000)	1	57	4026350709	WASHERGROWER M12	8
	1621509900	CENTRIFUGAL GROUP (JULIA 5000)	1	58	4026350908	TOOTH WASHER M6	10
8	1622001600	PIVOT ROD	1	59	4026350909	FLAT WASHER M8	12
9	1624002600	SPACER	1	60	4026357005	FLAT WASHER M8 GALV.	3
10	1624002700	SPACER	1	61	4026600910	TAB 10X8X56	1
11	1627508900	CENTRIFUGAL PUMP MANIFOLD Ø200	1	62	4026510540	SEEGER RING I 72	2
	16275011E0	CENTRIFUGAL PUMP MANIFOLD Ø150	1	63	4026701602	PLUG 3/8"	1
	16270245E0	CENTRIF. PUMP MANIFOLD Ø150 4 HOLES M12	1	64	4026910001	VENTING PLUG 3/8"	1
12	1640500000	CENTRIFUGAL GROUP COVER	1				
13	1642600100	CARDAN SHAFT PROTECTION	1			VACUUM PUMP FOR JULIA 3000-5000	
14	1650001900	SPLINED SHAFT	1	V1	1610501900	FLANGE PN45 - 106	1
15	1650002000	SHAFT	1		1610513400	FLANGE PN130 - 140	1
16	1651001000	GEARZ 90	1		1610509900	FLANGE PNR73 - 83	1
17	1671000000	ENGAGING ROD	1		1610510000	FLANGE PNR104 - 124	1
18	1671000400	ENGAGING ROD	1		1610577FB0	FLANGE LC300 - 420	1
19	1680603300	PACKING SEAL74X50X12	5	V2	1651010200	GEAR PN45 - 106 Z37	1
		WITH FLUSHING SYSTEM			1651010300	GEAR PN130 - 140 Z37	1
19	1680603300	PACKING SEAL GASKET 74X50X12	4		1651010400	GEAR PNR73 - 83	1
	1624202600	SEALS SPACER	1		1651010300	GEAR PNR104 - 124	1
				V3	1651010300	GEAR LC300 - 420	1
20	1680701800	GASKET	3		1651001100	GEAR PN45 - 106 Z37	1
21	1680701900	GASKET	1		1651006800	GEAR PN130 - 140	1
22	1680702000	GASKET	1		1651006900	GEAR PNR73 - 83 Z37	1
23	1684000000	DRAIN PLUG3/8	3		1651006800	GEAR PNR104 - 124 Z37	1
24	1685007200	FLAT WASHER	1	V4	4026306614	SELF LOCKING NUT M24X2 PN45 - 106	1
25	1685100200	FLAT WASHER	3		4026306616	SELF LOCKING NUT M30X2 PN130 - 140	1
26	1687511100	DIFFUSER	1		4026306616	SELF LOCKING NUT M30X2 PNR73 - 83	1
27	1691001500	SPRING	1		4026306616	SELF LOCKING NUT M30X2 PNR104 - 124	1
28	4022200032	SEAL RING60X35X10	1		4026306115	SELF LOCKING NUT M36X3 LC300 - 420	1
29	4022200047	SEAL RING72X50X10	1	V5	-	PUMP PN45 - 106	1
30	4022200213	OR RING 3037	1		-	PUMP PN130 - 140	1
31	4022200228	SEAL OR 4487	1		-	PUMP PNR73 - 83	1
32	4022203021	SEALVAV-RING	2		-	PUMP PNR104 - 124	1
33	4022205000	OR RING 304.4X3.53	2		-	PUMP LC300 - 420	1
34	4023100079	BEARING 6307	3				
35	4023100080	BEARING 4210	1			GREASE (ON REQUEST)	
36	4023200008	BALL 5/16	1	A1	40221FC800	GREASE 1/8G	1
37	4025505007	HANDLE	1	A2	402445CB00	VALVE HDR UNIDIREZ. G1/4" 8 BAR	1
38	4026101406	SCREW TE 4.8 M 8X16 ZINC.	3	A3	4026702511	FITTING T G1/8 F.F.M.	1
39	4026103002	SCREW TE 8.8 M 12X30 ZINC.	8	A4	4026740115	NIPPLE 1/4"X1/8"	1
40	4026103003	SCREW TE 8.8 M 12X35 ZINC.	4	A5	4026741801	REDUCTION M.F.3/8X1/8	1
41	4026102807	SCREW TE 8.8 M 8X25 ZINC.	9	A6	4029602700	PROTECTION CAP	1
42	4026121303	SCREW TCEI 8.8 M 6X12 ZINC.	10				
43	4026121405	SCREW TCEI 8.8 M 8X20 ZINC.	3				
44	4026121311	SCREW TCEI 8.8 M 6X35 ZINC.	2				
45	4026135504	GRUB SCREW 12.9 M 10X10	1				
46	4026171118	STUD SCREW 14.9 M 10X90	2				
47	4026171201	STUD SCREW 8.8 M 12X30	20				
48	4026171203	STUD SCREW 8.8 M 12X40	4				
49	4026171304	STUD SCREW 8.8 M 14X40 ZINC.	4				

# SLURRY TANKERS

## 3.02.14 - JUROP JULIA 7000 FOR 15000L PUMPS

### JULIA 7000





77 Redrock Road,  
Collone, Armagh,  
N. Ireland BT60 2BL  
Tel – 0044 28 3755 2390  
Fax – 0044 28 3755 2399  
Web – www.redrockmachinery.com

# SLURRY TANKERS

## JULIA 7000

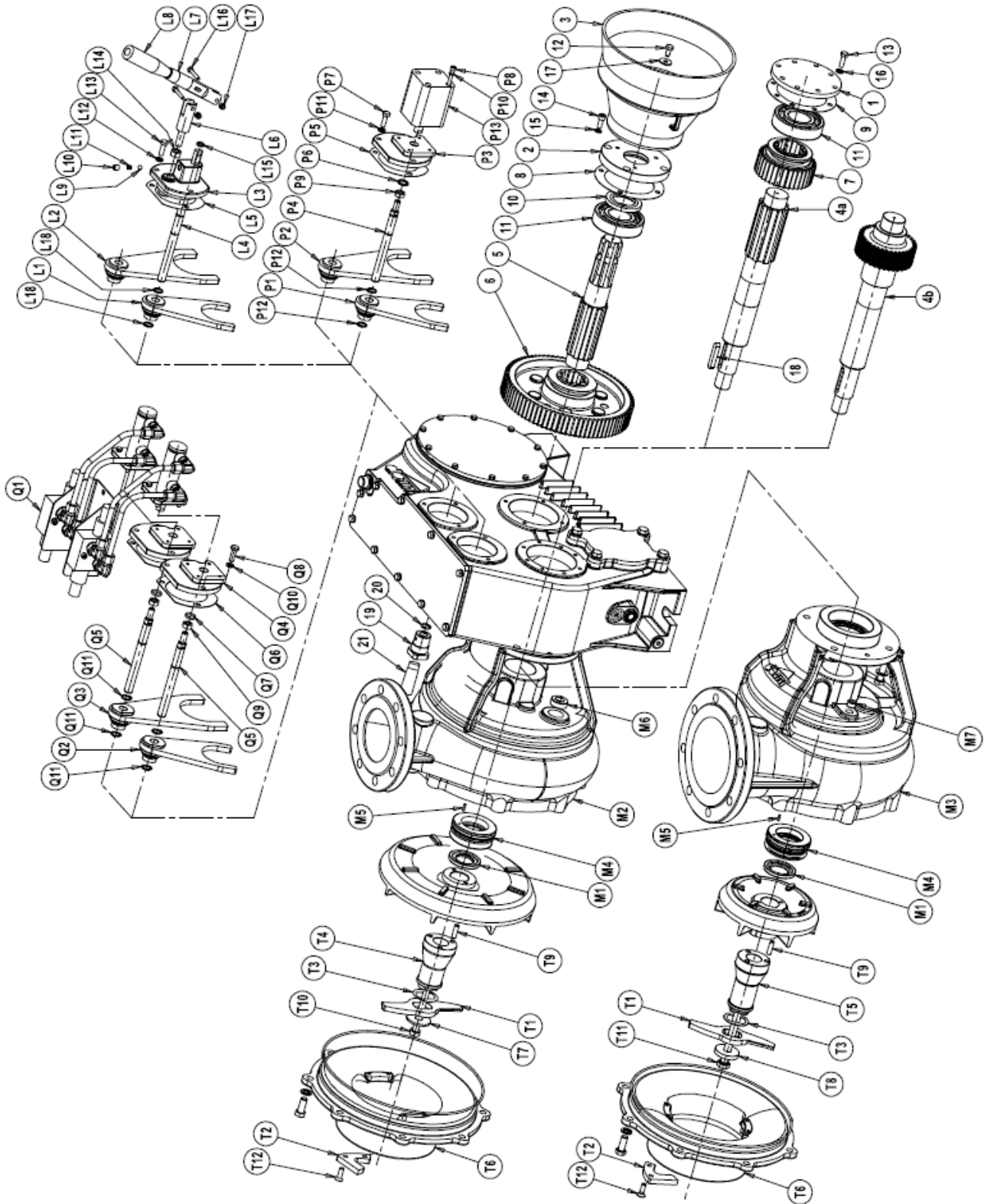
Pos.	Code	Description	Qty	Pos.	Code	Description	Qty
1	1513053500	GEAR FORK L170	1	58	4026121311	SCREW TCEI 8.8 M 6X35 ZINC.	2
2	1604500000	CENTRIFUGAL GROUP FORK	1	59	4026121405	SCREW TCEI 8.8 M 8X20 ZINC.	4
3	1610053100	CENTRIFUGAL GROUP FLANGE	1	60	4026135504	GRUB SCREW 14.9 M 10X10 ZINC.	1
4	1610053200	FLANGE	1	61	4026171118	STUD SCREW 8.8 M 10X90 ZINC	2
5	1610053300	FLANGE	1	62	4026171304	STUD SCREW 8.8 M 14X40 ZINC.	4
6	1610053400	FLANGE	1	63	4026190101	EYE BOLT M12	1
7	1610053500	FLANGE HDR PUMP	1	64	4026305502	SELF LOCKING NUT M6	2
8	1610053600	FLANGE	1	65	4026305507	SELF LOCKING NUT M10	2
9	1610053800	FLANGE (8 HOLES)	1	66	4026305511	SELF LOCKING NUT M14	4
10	1610502200	FLANGE	1	67	4026305616	SELF LOCKING NUT M30	1
11	1611500000	HUB JULIA	1	68	4026308007	NUT M12	1
12	1612505300	CENTRIFUGAL GROUP BOX	1	69	4026350505	WASHER GROWER 8	1
13	1621509900	CENTRIFUGAL GROUP (JULIA 7000)	1	70	4026350705	WASHER GROWER 6	10
14	1622001600	PIVOT ROD	1	71	4026350706	WASHER GROWER 8	27
15	1624002600	SPACER	1	72	4026350709	WASHER GROWER 12	16
16	1624002700	SPACER	2	73	4026350710	WASHER GROWER 14	4
17	1624044000	BUSH	1	74	4026356002	WASHER 8X24	3
18	1624202600	SPACER	1	75	4026359001	WASHER 40X33,5X1,5	1
19	1627508900	CENTRIFUGAL PUMP MANIFOLD	1	76	4026359003	WASHER 21,5X26X1,5	2
20	16426CR1B0	CARDAN SHAFT PROTECTION	1	77	4026500910	TAB 10X8X56	1
21a	1650024200	SHAFT PACKING SEAL (1 LEVEL)	1	78	4026510204	SEAL SEEGER UNI 7436	2
21b	1650024400	SHAFT PACKING SEAL (2 LEVELS)	1	79	4026510540	SEAL SEEGER I 72 7437	2
22	1650024600	SHAFT 1 3/4	1	80	4026701602	PLUG M C/TESTA 3/8	1
23	1651011900	GEAR	1	81	4026701605	PLUG M C/TESTA 1"	1
24	1651012100	GEAR (2 LEVELS)	1	82	4026701620	PLUG G3/8	2
25	1671000400	ENGAGING ROD GEAR BOX	1	83	4026702511	FITTING G1/8	1
26	1671002800	ENGAGING ROD	1	84	4026740115	NIPPLE 1/4"X1/8"	1
27	1680603300	GASKET 74X50X12	4	85	4026741801	REDUCTION 3/8X1/8	1
28	1680701800	GASKET	1	86	4026910002	PLUG 1/2"	1
29	1680701900	GASKET	2	87	4026910604	PLUG G1/2	1
30	1680712300	GASKET	1	88	4029602700	PROTECTION CAP	1
31	1680712400	GASKET	1	89	1642006000	PROTECTION ENGAGING ROD	1
32	1680712500	GASKET	2				
33	1680712600	GASKET (8 HOLES)	1			VACUUM PUMP FOR JULIA 7000	
34	1685007200	WASHER	1	V1	1651012800	GEAR PN130 - 140	1
35	1685100200	WASHER 17X22X1,5	2		1651012000	GEAR PN155 - 155	1
36	1687511100	DIFFUSER JULIA 7000	1		1651012000	GEAR PNR 142	1
37	1691001500	SPRING	1		1651012800	GEAR LC300 - 420	1
38	4022104502	VENTING PLUG 1/2"	1		1651012000	GEAR LC580 - 750	1
39	40221FCB00	GREASE 1/8G	1	V2	1610513400	FLANGE PN130 - 140	1
40	4022200149	RING 72X45X8SL	1		1610514600	FLANGE PN155 - 155R	1
41	4022200213	OR 3037	1		1610514900	FLANGE PN142	1
42	4022200220	OR 119	1		16105778B0	FLANGE LC300 - 420	1
43	4022200228	OR 4487	2		1610514500	FLANGE LC580	1
44	4022200349	OR 4425 VITON	1		16105016E0	FLANGE LC750	1
45	4022203021	GASKET V-RING	2	V3	-	PUMP PN130 - 140	1
46	4022205000	OR 304,4X3,53	1		-	PUMP PN155 - 155R	1
47	40222M2B01	GASKET 50X72X8 VITON	1		-	PUMP PNR142	1
48	4023100046	BEARING 6309	3		-	PUMP LC300 - 420 - 580 - 750	1
49	4023100080	BEARING 4210	1				
50	4023200008	BALL 5/16	1				
51	402445CB00	VALVE HDR. G1/4" 8 BAR	1				
52	4025505007	HANDLE	1				
53	4026102706	SCREW TE 8.8 M 6X20 ZINC.	10				
54	4026102804	SCREW TE 8.8 M 8X16 ZINC.	3				
55	4026102807	SCREW TE 8.8 M 8X25 ZINC.	28				
56	4026103002	SCREW TE 8.8 M 12X30 ZINC.	12				
57	4026103003	SCREW TE 8.8 M 12X35 ZINC.	4				

CONTACT – 0044 (0) 2837 552390  
EMAIL – spares@redrockmachinery.com



# SLURRY TANKERS

## JULIA 7000-8000-8500-9000 ACCESSORIES



# SLURRY TANKERS

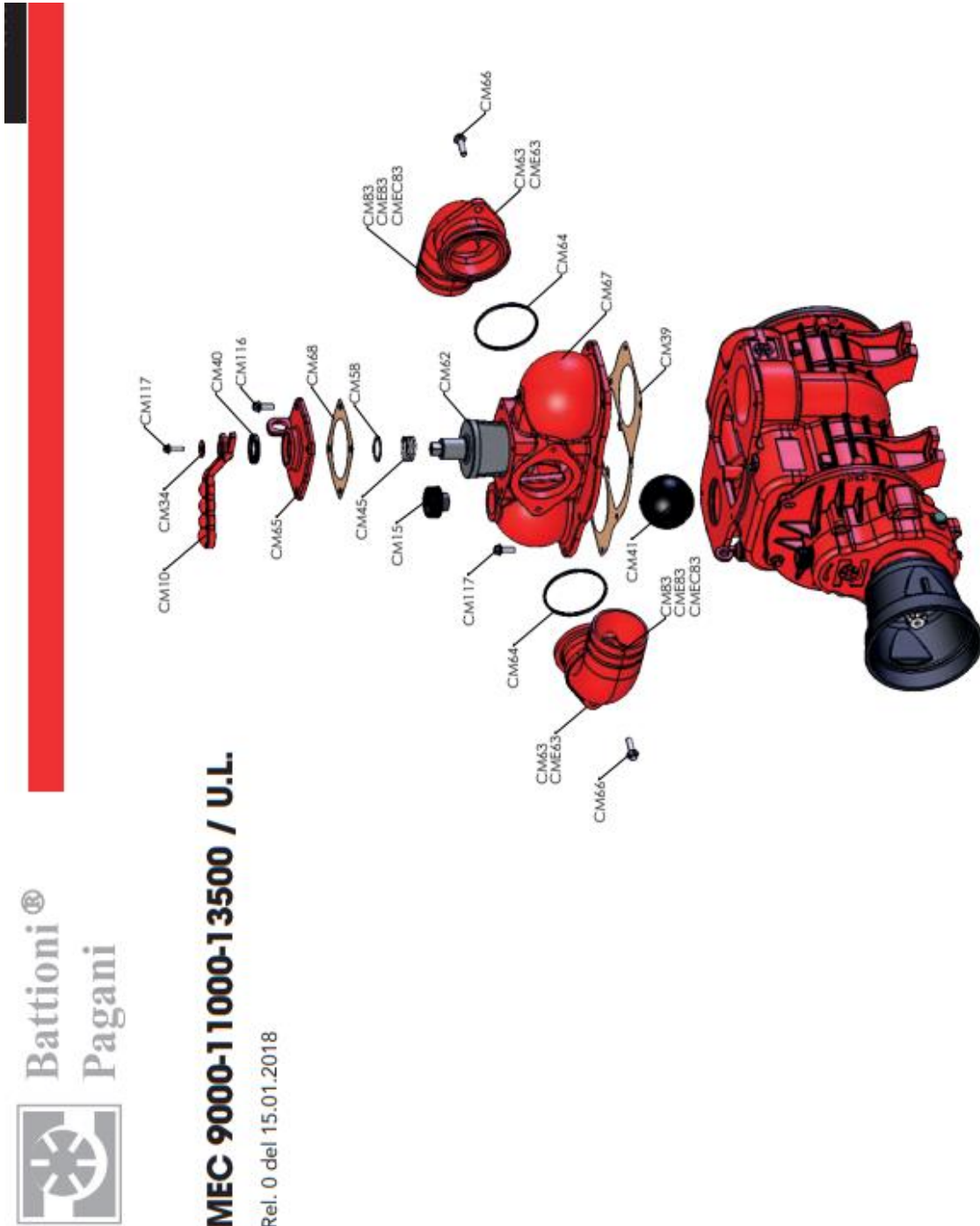
## Julia 7000 - 8000 - 8500 - 9000 Accessories

Pos.	Code	Description	Qty	Pos.	Code	Description	Qty
1	1610053800	FLANGE (8 HOLES)	1	L12	4026350606	WASHER GROWER 8	6
2	1610053400	FLANGE	1	L13	4026102807	SCREW M8X25 GALV.	6
3	16426CR1B0	CARDAN SHAFT PROTECTION	1	L14	4026308007	NUT M12 ESAG ZINC. NORM.	2
4a	1650024500	SHAFT (2 LEVELS)	1	L15	4022200213	SEAL OR 3037	2
4b	1650024300	SHAFT (1 LEVEL)	1	L16	4026121311	SCREW TCEI 8.8 M 6X35 ZINC.	4
5	1650024600	SHAFT 1 ¾	1	L17	4026305502	NUT M6	4
6	1651011900	GEAR	1	L18	4026510204	SEEGER RING	4
7	1651012100	GEAR (2 LEVELS)	1			COUPLE PNEUMATIC ACTUATORS	
8	1680712500	GASKET	2				
9	1680712600	GASKET (8 HOLES)	1	P1	1513053400	FORK L130	1
10	4022200149	GASKET 72X45X85L	1	P2	1513053500	FORK L170	1
11	4023100046	BEARING 6309	2	P3	1610514700	FLANGE	2
12	4026102804	SCREW TE 8.8 M 8X16 ZINC.	3	P4	1671003100	FORK	2
13	4026102807	SCREW TE 8.8 M 8X25 ZINC.	4	P5	1680701900	GASKET	2
14	4026121405	SCREW TCEI 8.8 M 8X20 ZINC.	4	P6	4022200342	SEAL OR 121	2
15	4026350505	WASHER GROWER 8 ZINC.	1	P7	4026102807	SCREW TE 8.8 M 8X25 ZINC.	6
16	4026350706	WASHER GROWER 8 ZINC.	4	P8	4026121320	SCREW TCEI 8.8 M 6X100 ZINC.	8
17	4026356002	WASHER 8X24 ZINC.	3	P9	4026308006	NUT M10	2
18	4026500910	TAB 10X8X56	1	P10	4026350503	WASHER GROWER 6	8
19	1624044000	BUSH	2	P11	4026350606	WASHER GROWER 8	6
20	4022200220	SEAL OR 119	2	P12	4026510204	RING SEEGER	4
21	1642006000	PROTECTION ENGAGING ROD	2	P13	4027107206	CYLINDER PNEUMATIC	2
		SHREDDER				COUPLE HYDRAULIC ACTUATORS	
T1	1647002200	ROTATING BLADE	1	Q1	14302003E0	HYDRAULIC ACTUATOR	1
T2	1647002300	FIXED BLADE	2	Q2	1513053400	FORK L130	1
T3	1624043800	SPACER	2	Q3	1513053500	FORK L170	1
T4	1611001800	HUB JULIA 7000	1	Q4	1610514700	FLANGE PNM-HDR	2
T5	16110001E0	HUB JULIA 8000	1	Q5	1671003100	FORK	2
T6	1627509000	CONVEYOR		Q6	1680701900	GASKET	2
T7	1685007100	WASHER JULIA 7000	1	Q7	4022200342	SEAL OR 121	2
T8	16850008E0	WASHER JULIA 8000	1	Q8	4026102807	SCREW TE 8.8 M 8X25 ZINC.	6
T9	4026401704	PIN 8X30 M5	3	Q9	4026308006	NUT M 10 GALV.	2
T10	4026100714	SCREW TE 8.8 M 14X100 JULIA 7000 Z.	1	Q10	4026350606	WASHER GROWER 8	6
T11	4026103121	SCREW TE 8.8 M 14X120 JULIA 8...9000 Z.	1	Q11	4026510204	RING SEEGER	4
T12	4026155708	SCREW TSPEI 10.9 M 8X25 ZINC.	4				
		MECHANICAL SEAL					
M1	1624030400	SPACER	1				
M2	1687511200	DIFFUSER JULIA 7000	1				
M3	16875006E0	DIFFUSER JULIA 8000...9000	1				
M4	4022216930	MECHANICAL SEAL	1				
M5	4026401101	PIN 3X12	1				
M6	4026910606	PLUG G1" JULIA 7000"	1				
M7	4026910603	PLUG G3/8" JULIA 8000	1				
		COUPLE MANUAL ACTUATORS					
L1	1513053400	FORK L130	1				
L2	1513053500	FORK L170	1				
L3	1611500000	HUB	2				
L4	1671002800	FORK	2				
L5	1680701900	GASKET	2				
L6	1622001600	PIN	2				
L7	1671000400	GEAR FORK	2				
L8	4025505007	HANDLE	2				
L9	4023200008	BALL 5/16	2				
L10	4026135504	GRUB SCREW 14,9 M10X10 ZINC.	2				
L11	1691001500	SPRING	2				

# SLURRY TANKERS

## 3.03 BATTIONI & PAGANI PUMPS

### 3.03.0 BATTIONI & PAGANI MANUAL CHANGEOVER



# SLURRY TANKERS

## 3.03.1 BATTIONI & PAGANI 9000L, 11000L & 13500L MECII PUMPS



**MEC 9000-11000-13500 / M-MA**

Rel. 0 del 15.01.2018

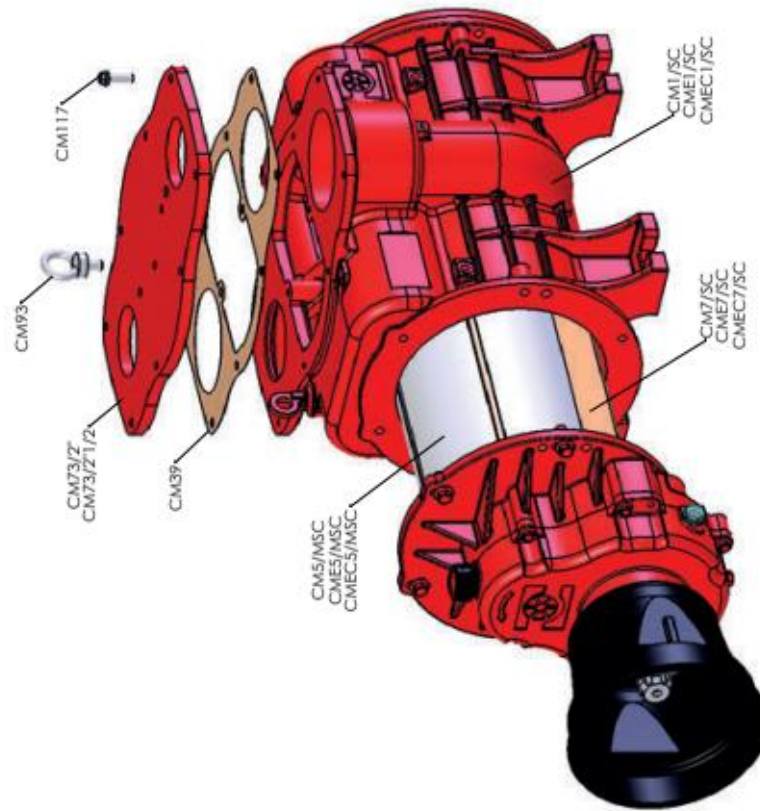
**2010710 - 9000L**  
**2010711 - 11000L**  
**2010712 - 13500L**

# SLURRY TANKERS



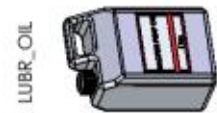
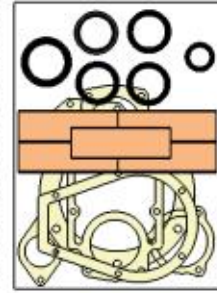
## MEC 9000-11000-13500 / M - S.C.

Rel. 0 del 15.01.2018



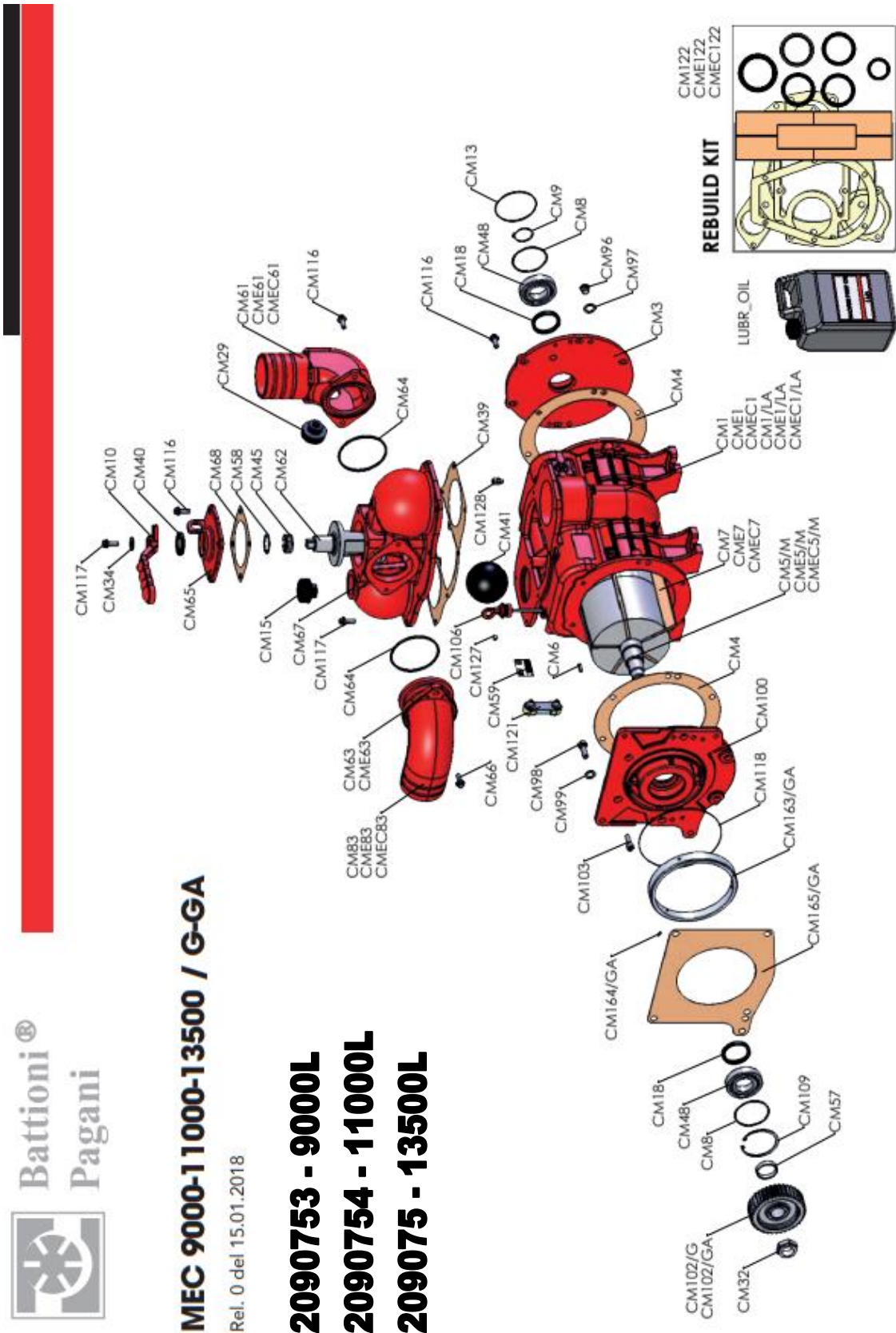
CM122/SC  
 CM122/SC  
 CM122/SC

REBUILD KIT



# SLURRY TANKERS

## 3.03.2 BATTIONI & PAGANI GARDA PUMPS



**MEC 9000-11000-13500 / G-GA**

Rel. 0 del 15.01.2018

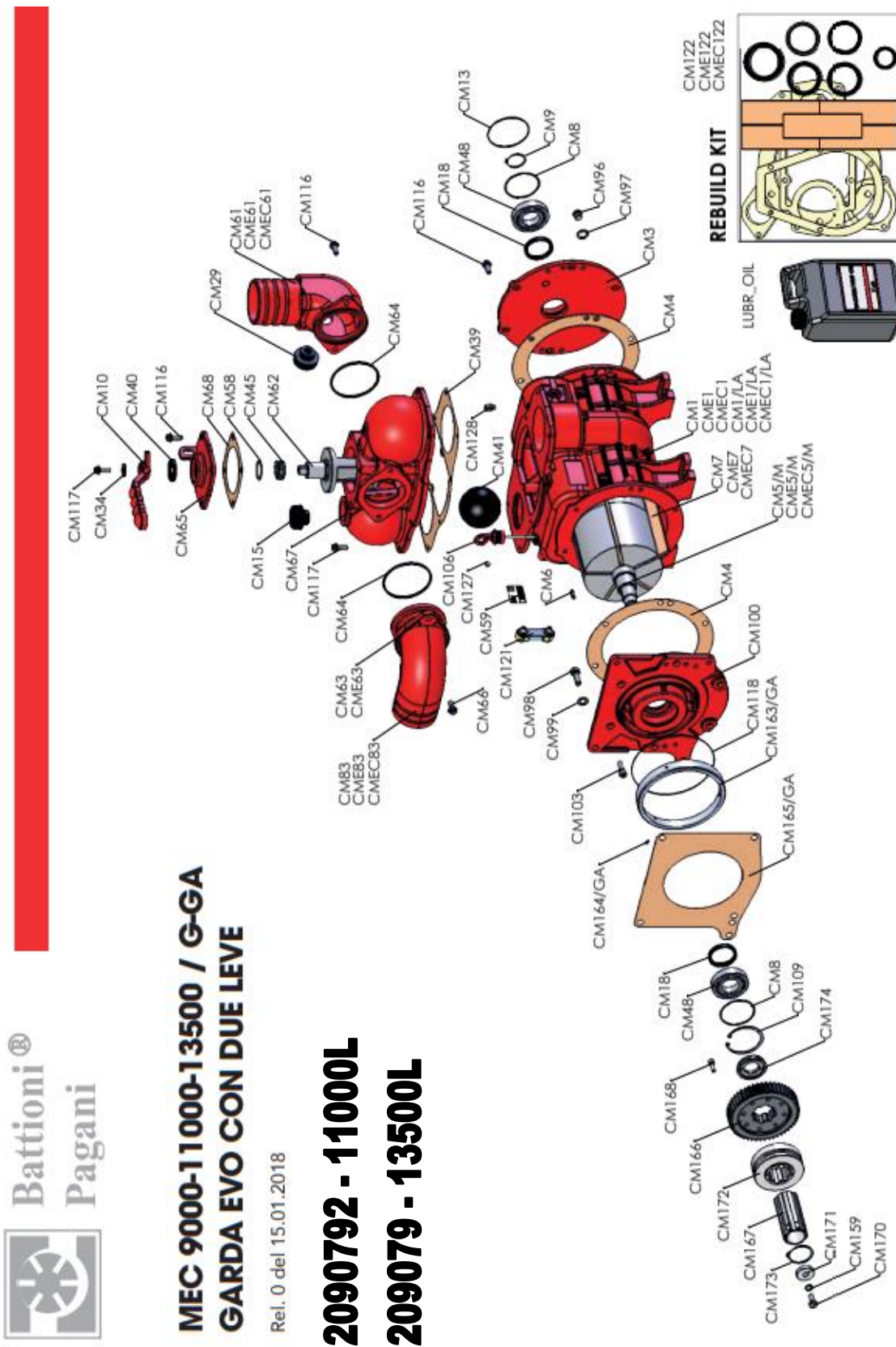
**2090753 - 9000L**  
**2090754 - 11000L**  
**209075 - 13500L**





# SLURRY TANKERS

## 3.03.3 BATTIONI & PAGANI GARDA EVO PUMPS



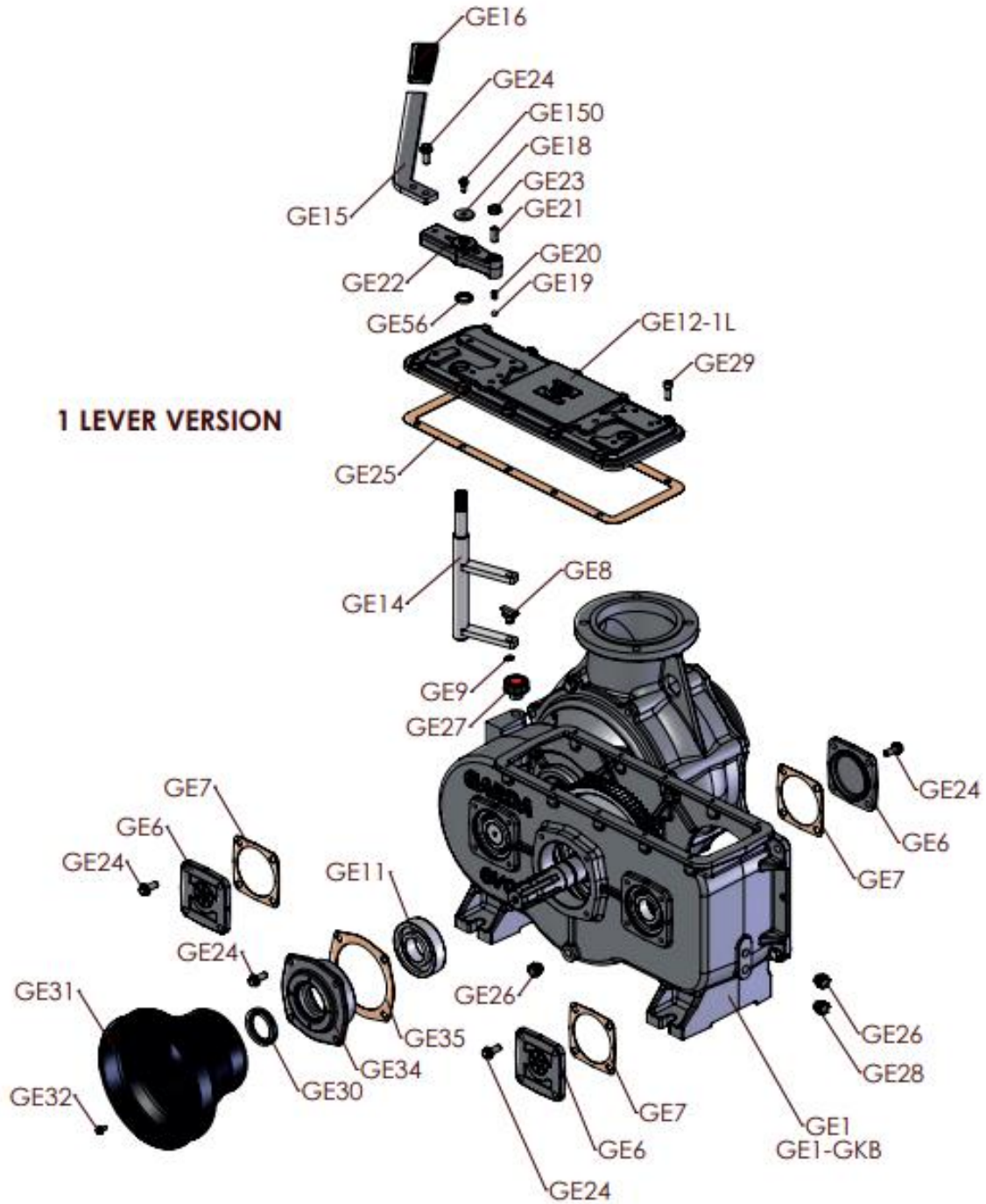
**MEC 9000-11000-13500 / G-GA  
GARDA EVO CON DUE LEVE**

Rel. 0 del 15.01.2018

**2090792 - 11000L  
209079 - 13500L**

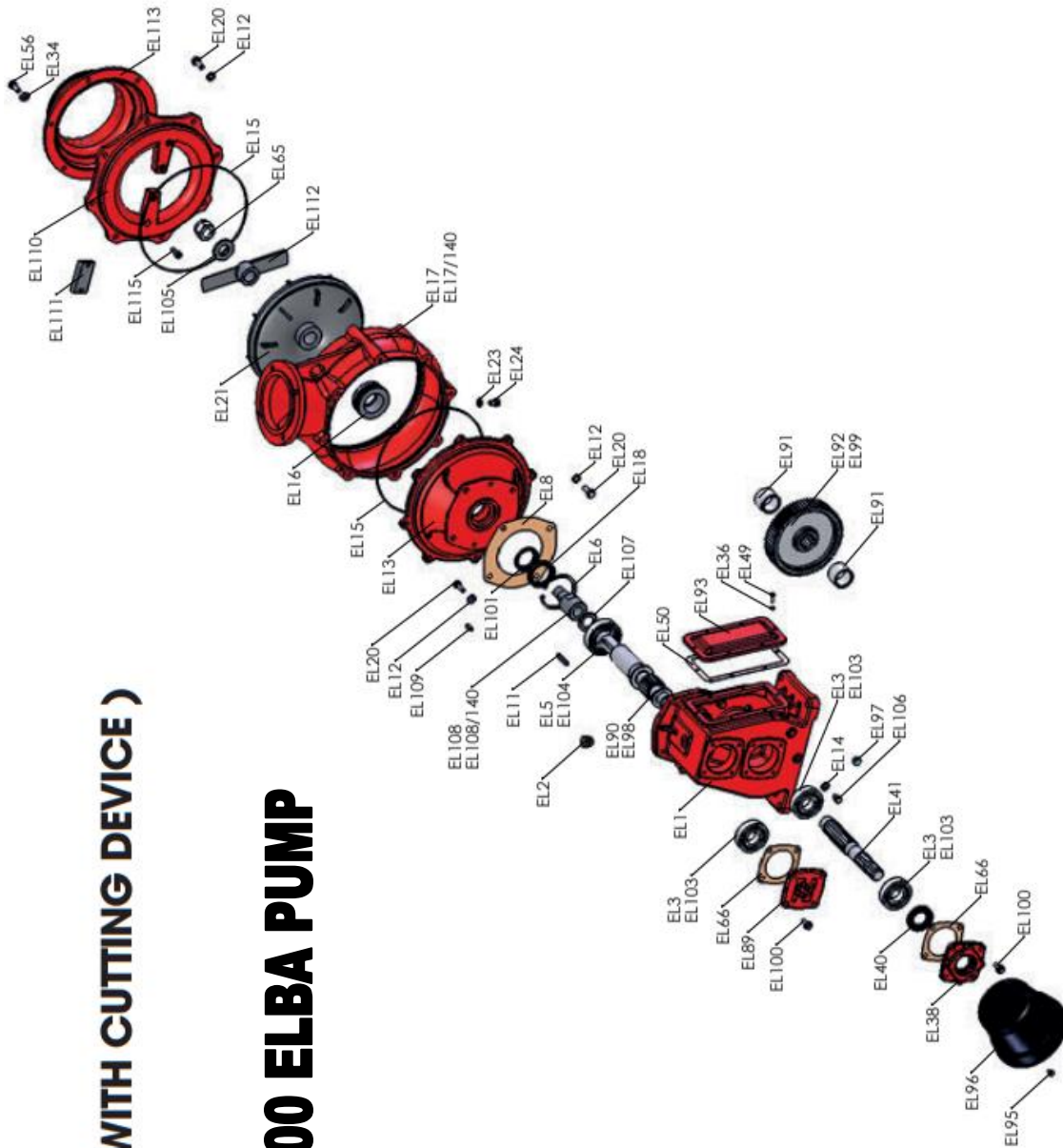


# SLURRY TANKERS



# SLURRY TANKERS

## 3.03.4 BATTIONI & PAGANI GARDA ELBA PUMP S



**ELBA 6500 ( 1 RATIO WITH CUTTING DEVICE )**

Rel. 0 del 15.01.2018

**201069- ELEB6500 ELBA PUMP**

# SLURRY TANKERS

## LABELS STARTING WITH C

LABEL	PART NO.	DESCRIPTION	QTY
CM1	4010101085	HOUSING - MEC 9000 LF	1
CM1/LA	4010101101	HOUSING - MEC 9000 LA	1
CM1/SC	4010101113	HOUSING - MEC 9000 SC LF	1
CME1	4010101086	HOUSING - MEC 11000 LF	1
CME1/LA	4010101104	HOUSING - MEC 11000 LA	1
CME1/SC	4010101107	HOUSING - MEC 11000 SC LF	1
CMEC1	4010101087	HOUSING - MEC 13500 LF	1
CMEC1/LA	4010101108	HOUSING - MEC 13500 LA	1
CMEC1/SC	4010101114	HOUSING - MEC 13500 SC LF	1
CM2	4010301028	GEARBOX - MEC 9000-11000-13500/M	1
CM3	4010401061	FRONT & BACK FLANGE MEC 9000-11000-13500	1
CM4	4030108048	BODY GASKET MEC 9-11-13500	2
CM5/M10	4010220175	ROTOR - MEC 9000/M KEY 10	1
CME5/M10	4010220176	ROTOR - MEC 11000/M KEY 10	1
CMEC5/M10	4010220177	ROTOR - MEC 13500/M KEY 10	1
CM5/MSC	4010220181	ROTOR - MEC 9000/M SC KEY 10	1
CME5/MSC	4010220182	ROTOR - MEC 11000/M SC KEY 10	1
CMEC5/MSC	4010220183	ROTOR - MEC 13500/M SC KEY 10	1
CM5/P	4010220147	ROTOR - MEC 9000/P	1
CME5/P	4010220148	ROTOR - MEC 11000/P	1
CMEC5/P	4010220149	ROTOR - MEC 13500/P	1
CM5/H	4010220150	ROTOR - MEC 9000/H	1
CME5/H	4010220151	ROTOR - MEC 11000/H	1
CMEC5/H	4010220152	ROTOR - MEC 13500/H	1
CM5/D10	4010220169	ROTOR - MEC 9000/D KEY 10	1
CME5/D10	4010220170	ROTOR - MEC 11000/D KEY 10	1
CMEC5/D10	4010220171	ROTOR - MEC 13500/D KEY 10	1
CM6	5050707032	KEY - 10X8X25	1
CM6/A	4011806029	REDUCTION KEY - MEC2 MA/GA 10X8>6X6 X25	1
CM7	4070113192	LONG LIFE BLADE MEC 9000 300X60X6,5	5
CME7	4070113193	LONG LIFE BLADE MEC 11000 360X60X6,5	5
CMEC7	4070113194	LONG LIFE BLADE MEC 13500 460X60X6,5	5
CM7/SC	4070113198	STANDARD BLADE - MEC 9000 299X60X9,7	5
CME7/SC	4070113199	STANDARD BLADE - MEC 11000 369X60X9,7	5
CMEC7/SC	4070113200	STANDARD BLADE - MEC 13500 458X60X9,7	5
CM8	5012207001	COMPRESSION & THRUST RING D80	2
CM9	5050507017	CIRCLIP - D 40 E - DIN 471	1

LABEL	PART NO.	DESCRIPTION	QTY
CM10	4010801043	HANDLE - MEC 9-13500	1
CM12	5012107010	BALL BEARING - 6307	1
CM13	5030210028	SEAL RING - OR 2337 85.34X1.78 LF PUMP	2
CM14	5050107005	SCREW - M 6X16 TE	5
CM15	5040303015	BLACK PLUG - D 2" GAS	1
CM18	5030300041	OIL SEAL - 48X62X10 DCV	2
CM21	5060605001	OIL PLUG - D 3/8" GAS	1
CM23	5050107018	SCREW - M 10X16 TE	1
CM24	5050202002	ALUMINIUM WASHER - D 10X16X1,5	4
CM25	5012107006	BALL BEARING - 6304	1
CM26/M	4020507003	GEAR WITH SHAFT - Z53-M2,5 MEC 6,5-8000	1
CM26/MA	4020507012	GEAR WITH SHAFT MEC9-13500/MA Z43-M2,5	1
CM27	5030300005	OIL SEAL - 35X62X10	1
CM28	4030108049	GEARBOX COVER GASKET MEC 9-11-13500	1
CM29	5060605005	BLACK CAP - D 1"1/2 GAS	1
CM30	5060105004	OIL LEVEL PLUG - D 3/8" GAS	1
CM32	5050300002	SELF-LOCKING NUT - M 27X2X16	1
CM33/M10	4020607059	PINION MEC 9-11-13500/M Z23-M2,5	1
CM33/MA	4020607057	PINION MEC 9-11-13500/MA Z33-M2,5	1
CM34	5050207032	WASHER - D 10X28X4 - DIN 6340	1
CM39	4030109035	MANIFOLD GASKET MEC 9-11-13500	1
CM40	5030300015	OIL SEAL - 35X50X7 TC	1
CM41	5060410007	RUBBER BALL - D 90	1
CM45	4012007011	SPRING - MEC 9-11-13500	1
CM48	5012107004	BALL BEARING - 6208	2
CM49	5050812001	LUBRICATOR - M 10X1	1
CM52	5050707007	KEY - 8X7X50	1
CM53	5030300002	OIL SEAL - 35X52X10	1
CM57	4011707067	SPACER ROTOR M MEC 9-11-13500 M-G	1
CM58	5050207031	TEFLON WASHER REV.GEAR MEC 9-11-13500	1
CM59	5101800000	THERMO LABEL	1
CM61	4011501030	SUCTION ELBOW D 76 MEC 9-11-13500	1
CME61	4011501031	SUCTION ELBOW D 80 MEC 9-11-13500	1
CMEC61	4011501032	SUCTION ELBOW D 100 MEC 9-11-13500	1
CM62	4010701018	REVERSING GEAR MEC 9-13500	1
CM63	4010406017	FLANGE FOR ELBOW - STAR D80	2

77 Redrock Road,  
 Collone, Armagh,  
 N. Ireland BT60 2BL  
 Tel – 0044 28 3755 2390  
 Fax – 0044 28 3755 2399  
 Web – www.redrockmachinery.com

# SLURRY TANKERS

LABEL	PART NO.	DESCRIPTION	QTY
CM63	4010406015	FLANGE FOR ELBOW - STAR D100	2
CM64	5030210008	SEAL RING - OR 189 STAR UL	2
CM65	4010601056	MANIFOLD COVER - MEC 9_13500-STAR-WPT/UL	1
CM66	5050107054	SCREW - M 10X35 TE	2
CM67	4010501026	MANIFOLD MEC 9000-11000-13500	1
CM68	4030109025	MANIFOLD COVER GASK-MEC 9_13500-STAR-WPT/UL	1
CM73/2"	4010606020	OIL TANK COVER 2" MEC 9000	1
CM73/2"5	4010606021	OIL TANK COVER 2"1/2 MEC 11-13500	1
CM80	5030300013	OIL SEAL - 55X68X8	1
CM81/3,5	4011001016	HYDR. MOT. SUPPORT - MEC 2-11000/H GR.3,5	1
CM81/4	4011001059	HYDRAULIC MOTOR SUPP MEC9-11-13500/H GR4	1
CM82/3,5	4020107027	HYDR.MOTOR TRANSM.COUPLING MEC 9-11000 GR 3,5	1
CM82/4	4020107024	HYDR.MOTOR TRANSM.COUPLING MEC 9-11-13500 GR4	1
CM83	4010901018	REVOLVING ELBOW - MEC 9_13500-STAR D 76	2
CME83	4010901019	REVOLVING ELBOW - MEC 9_13500-STAR D 80	2
CMEC83	4010901020	REVOLVING ELBOW - MEC 9_13500-STAR D 100	2
CM86	5050707015	KEY - 8X7X40	1
CM88/4	4010401063	FRONT FLANGE - MEC 9-13500 /H	1
CM93	5051206001	MALE EYEBOLT - M 10 - CE	1
CM94	4010601154	GEARBOX COVER - MEC 9-11-13500	1
CM95	4060505000	SHAFT GUARD - CE	1
CM96	5050906006	PLUG - D 16X1 DIN 908	1
CM97	5050202007	ALUMINIUM WASHER - D 16X20X1,5	1
CM98	5050107028	SCREW - M 12X35 TE	4
CM100	4010401062	PUMP SUPP. FLANGE MEC 9-11-13500/G	1
CM101	5050207003	SMOOTH WASHER - D 8	3
CM102/G	4020607005	GARDA PINION - Z39-M3 MEC 6,5-8000	1
CM102/GA	4020607017	GARDA PINION - Z50-M3 MEC 6,5-8000 GA	1
CM103	5050107026	SCREW - M 10X25 TCEI	6
CM106	5060100001	OIL LEVEL ROD - MM 18X55	1
CM108	5050107107	GALVANIZED SCREW - M 6X10 TEF	4
CM109	5050507011	CIRCLIP - D 80 I	1
CM115/3,5	5050107122	SCREW - M 6X25 TE -10.9 -	3
CM115/4	5050107123	SCREW - M 8X25 TE - 10.9	3
CM116	5050107109	SCREW - M 10X25 TEF - FL/ZIGR 8.8	12
CM117	5050107108	SCREW - M 8X25 TEF - FL/ZIGR 8.8	8
CM118	5030210063	SEAL RING - OR 177.47X2.62	1

LABEL	PART NO.	DESCRIPTION	QTY
CM119	4010601153	FRONT COVER - MEC 5-13500/P AL	1
CM121	4060505039	OIL LEVEL INDICATOR MEC 9000-11000-13500	1
CM126/3,5	4030108046	HYDR. MOT. SUPP. GASKET - GR. 3-3.5 - MEC	1
CM126/4	4030108028	HYDRAULIC MOTOR SUPPORT GASKET - GR4	1
CM127	5050903003	PLUG - D 1/8" DIN 906	7
CM128	5050903004	PLUG - M 10X1 WITH AIR RELEASING	1
CM154	5050107125	SCREW - M 10X110 TCEI	1
CM155	4020107028	SPLINED HUB HOLE D 32 -KEY 10 - D 1" 3/8	1
CM156	4010601167	FRONT COVER - MEC 9-11-13500/D	1
CM157	5050707031	KEY - 10X8X40	1
CM158	5030300048	OIL SEAL - 54X68X10 TC	1
CM159	5050207034	SECURITY WASHER - D10	1
CM160	5050207008	BLANK WASHER - D 10X40	1
CM161	5050207002	SMOOTH WASHER - D 6	3
CM162	5050107157	SCREW - M 6X40 TE	3
CM163/GA	4011707024	FLANGE RING NUT - WPT/G 1000 RPM	1
CM164/GA	5051007001	DOWEL - M 6X10	3
CM165/GA	4030108047	DEC. SUPPORT GASKET - MEC9-13500/GA	1
CM166	4020607051	GARDA PINION - MEC/GA 2 LEVE	1
CM167	4020907069	SPLINED SLEEVE - GARDA T MEC/STAR	1
CM168	5050107016	SCREW - M 8X25 TCEI	8
CM170	5050107099	GALVANIZED SCREW - M 10X45 TE	1
CM171	4011707055	SPLINED SMOOTH WASHER - GARDA T	1
CM172	4020107034	SLIDING SLEEVE - GARDA EVO	1
CM173	5050507029	CIRCLIP - D 55 E - DIN 471	1
CM174	4011707115	SPACER PIN GA T	1
CM175/3,5	5050107099	GALVANIZED SCREW - M 10X45 TE	4
CM175/4	5050107061	SCREW - M 12X45 TCEI	4
CM176	5050107009	SCREW - M 8X20 TE	1
CM177	4010501029	MANIFOLD - MEC 9-11-13500 DU	1
CM178	4010801005	REVERSE SELECTOR - STAR-WPT	1
CM179/3,5	6080200057	HYDRAULIC MOTOR KM 30.51 SO GR. 3.5	1
CM179/3,5B	6080200059	HYDRAULIC MOTOR KM 30.73 SO GR. 3.5	1
CM179/4	6080200061	HYDRAULIC MOTOR KM 40.87 SO GR.4	1
CM180	4010701009	REVERSING GEAR - MEC 9-13500 DU	1
CM181	4011501002	SLEEVE - MEC 9-11-13500 D 80 DU	2
CM182	4030109019	MANIFOLD COVER GASKET -MEC 9-13500 DU	2
CM183	5060010001	HANDLE KNOB - D 3/8" GAS	1
CM184	4012007004	SPRING - STAR-WPT	1
CM185	4030109018	MANIFOLD COVER GASKET - MEC 9-11-13500 DU	1
CM186	4010601044	MANIFOLD COVER - MEC 9-11-13500 DU	1
CM187	4050412014	STUD BOLT - M 8X25 UNI 5911 - DIN 939	2
CM188	5050207023	GALVANIZED FLAT WASHER - D 8	2
CM189	5050307007	NUT - M 8 GALVANIZED	2
CM190	5050307004	NUT - M 12	1
CM192	4011912001	HANDLE PIN - STAR-WPT	1
CM122	6010201045	REBUILD KIT - MEC 9000 LONG LIFE	1
CME122	6010201046	REBUILD KIT - MEC 11000 LONG LIFE	1
CMEC122	6010201047	REBUILD KIT - MEC 13500 LONG LIFE	1
CM122/SC	6010201051	REBUILD KIT - MEC 9000 M S.C.	1
CME122/SC	6010201052	REBUILD KIT - MEC 11000 M S.C.	1
CMEC122/SC	6010201053	REBUILD KIT - MEC 13500 M S.C.	1
LUBR_OIL	5070200100	BATTIONI PAGANI VACUUM PUMP OIL (SLT)	1

CONTACT –0044 (0) 2837 552390  
 EMAIL – spares@redrockmachinery.com



Machinery Ltd.

77 Redrock Road,  
Collone, Armagh,  
N. Ireland BT60 2BL  
Tel – 0044 28 3755 2390  
Fax – 0044 28 3755 2399  
Web – www.redrockmachinery.com

# SLURRY TANKERS

## LABELS STARTING WITH EL

LABEL	PART NO.	DESCRIPTION	QTY
EL1	4010101049	GEARBOX BODY - ELBA	1
EL2	5060605008	OIL PLUG WITH VALVE - D 1/2" GAS	1
EL3	5012107010	BALL BEARING - 6307	3
EL5	5012107014	BALL BEARING - 4210 A	1
EL6	5050507009	CIRCLIP - D 90 I	1
EL8	4030108034	SCROLL SUPPORT GASKET - ELBA	1
EL11	5050707007	KEY - 8X7X50	1
EL12	5050207005	SMOOTH WASHER - D 12	20
EL13	4011001034	SCROLL SUPPORT ELBA 6500 TM	1
EL14	5050202002	ALUMINIUM WASHER - D 10X16X1,5	1
EL15	5030210001	SEAL RING - D 298X3.53 GARDA 6500	2
EL16	5030000003	MECHANICAL SEAL - GARDA 6500	1
EL17	4011101001	SCROLL - GARDA 6500	1
EL17/140	4011101004	SCROLL - GARDA 6500 - D 140	1
EL18	5030300009	OIL SEAL - 50X70X10	1
EL19	4010401009	SCROLL EXTERNAL FLANGE - 6500	1
EL20	5050107027	SCREW - M 12X30 TE	20
EL21	4011219001	IMPELLER - GARDA 6500	1
EL22	5050300003	SELF-LOCKING NUT - M 30X2X25	1
EL23	5050202003	ALUMINIUM WASHER - D 1/4" GAS	1
EL24	5050906001	PLUG - D 1/4" GAS	1
EL32	4010401010	SCROLL EXTERNAL FLANGE WITH HOSE- 6500	1
EL34	5050207004	SMOOTH WASHER - D 10	22
EL36	5050207002	SMOOTH WASHER - D 6	6
EL38	4010601110	GUARD SUPPORT COVER - ELBA	1
EL40	5030300029	OIL SEAL - 35X65X10	1
EL41	4020907049	CENTRAL SPLINED SHAFT - ELBA	1
EL49	5050107006	SCREW - M 6X20 TE	6
EL50	4030110021	GEARBOX COVER GASKET - ELBA	1
EL51	4020907052	CENTRIFUGAL SHAFT - ELBA 3500 CG	1
EL52	5050707006	KEY - 8X7X35	1
EL53	5050307003	NUT - M 10	2
EL54	4050412002	STUD BOLT - M 10X60	2
EL55	4011301002	CORDHOLDER - GARDA 3500	1
EL56	5050107021	SCREW - M 10X30 TE	12
EL57	4011001009	SCROLL SUPPORT - ELBA 3500	1
EL58	5030210006	SEAL RING - OR 4950 ELBA 3500	1
EL59	4011219002	IMPELLER - GARDA 3500	1
EL60	4011101002	SCROLL - GARDA 3500	1
EL62	4030111002	PRESHAPED RING - D 40X56X8 GARDA 3500	4
EL63	5030210017	RUBBER RING - HL 150 GARDA 3500	1
EL64	4010406016	CENTERING FLANGE - ELBA 3500	1
EL65	5050300002	SELF-LOCKING NUT - M 27X2X16	1
EL66	4030108008	FRONT AND BACK COVER GASKET - GARDA	2
EL86	4020907053	CENTRIFUGAL SHAFT - ELBA 3500 TM	1
EL87	4011001038	SCROLL SUPPORT - ELBA 3500 TM	1
EL88	5030000006	MECHANICAL SEAL - GARDA 3500	1
EL89	4010601020	FRONT AND REAR COVER - GARDA	1
EL90	4020907058	GEAR WHEEL - Z64-M3 ELBA RATIO 1:4 1RAPP	1
EL91	4011707037	SPACER - 52X42X37	1
EL92	4020807014	GEAR WHEEL - Z64-M3 ELBA RATIO 1:4 1RAPP	1
EL93	4010601131	GEARBOX COVER - ELBA 1 RATIO	1

LABEL	PART NO.	DESCRIPTION	QTY
EL95	5050107084	SCREW - M 6X16 TEF	4
EL96	4060505018	SHAFT GUARD - GARDA-LEDRA CE	1
EL97	5060605010	LEVEL OIL PLUG - D 3/8" GAS GLASS	1
EL98	4020907070	GEAR WHEEL - Z60-M3 ELBA RATIO 1:3 1RAPP	1
EL99	4020807018	GEAR WHEEL - Z60-M3 ELBA RATIO 1:3 1RAPP	1
EL100	5050107109	SCREW - M 10X25 TEF - FL/ZIGR 8.8	8
EL101	5030210015	RUBBER RING - HL 187 GARDA 6500	1
EL103	5012107040	BEARING - 6307 HD	3
EL104	5012107041	BEARING 4210 A HD	1
EL105	5050207010	BLANK WASHER - D 30X56	1
EL106	5050107018	SCREW - M 10X16 TE	1
EL107	4011707011	CUTTING DEVICE SPACER - GARDA	1
EL108	4010007002	EXTENSION FOR CUTTING DEVICE	1
EL108/140	4010007009	CUTTING DEVICE EXTENSION - SCROLL D 150	1
EL109	5050707004	KEY - 8X7X25	1
EL110	4010401027	BLADE-HOLDER FLANGE - GARDA CUTT. DEV.	1
EL111	4010006006	COUNTE-BLADE FOR CUTTING DEVICE	2
EL112	4010006005	BLADE FOR CUTTING DEVICE	1
EL113	4010401029	CLOSING FLANGE - GARDA CUTT. DEV.	1
EL115	5050107044	SCREW - M 10X20 TCEI	4
EL116	4011707086	SPACER D 52X42X72 ELBA 3500	1
EL117	4011707085	SPACER D 52X42X3 ELBA 3500	1

CONTACT – 0044 (0) 2837 552390  
EMAIL – spares@redrockmachinery.com



77 Redrock Road,  
Collone, Armagh,  
N. Ireland BT60 2BL  
Tel – 0044 28 3755 2390  
Fax – 0044 28 3755 2399  
Web – www.redrockmachinery.com

# SLURRY TANKERS

## LABELS STARTING WITH G

LABEL	PART NO.	DESCRIPTION	QTY
G1/MEC	4010301004	GEARBOX - GARDA / MEC	1
G1/MEC-TS	4010301024	GEARBOX - GARDA/MEC TS	1
AG1/WPT	4010301005	GEARBOX - GARDA / WPT-STAR	1
G5/540	4020807001	CENTRAL WHEEL - Z97-M3 GARDA	1
G6	4010601020	FRONT AND REAR COVER - GARDA	1
G7	4030108008	FRONT AND BACK COVER GASKET - GARDA	2
G8	4010007001	SHOE FOR GEAR - GARDA - LEDRA	2
G9	5050507002	CIRCLIP - D 12 E	1
G10	5050507003	CIRCLIP - D 25 E	1
G12	5012107010	BALL BEARING - 6307	3
G13	4010601021	GEARBOX COVER - GARDA	1
G14	5050107028	SCREW - M 12X35 TE	4
G15	5050207009	BLANK WASHER - D 8X32	1
G16	4010006001	GEARSHIFT FORK - GARDA	1
G17	4011907001	GEAR PIN - GARDA	1
G19	5050107009	SCREW - M 8X20 TE	7
G20	5050207004	SMOOTH WASHER - D 10	20
G22	4030108009	FRONT COVER GASKET - GARDA	1
G23	5050107018	SCREW - M 10X16 TE	1
G24	5050202002	ALUMINIUM WASHER - D 10X16X1,5	1
G25	5030300005	OIL SEAL - 35X62X10	1
G26	4020907001	SPLINED CENTRAL SHAFT - GARDA	2
G27	4010801003	GEAR LEVER - GARDA	1
G28	5060105004	OIL LEVEL PLUG - D 3/8" GAS	1
G29	4030109007	GEARBOX COVER GASKET - GARDA	1
G30	5050207010	BLANK WASHER - D 30X56	1
G31	4012007003	SPRING - GARDA	1
G32	5030300008	OIL SEAL - 19X27X6	1
G33	5010007002	STEEL BALL - D 8.73	1
G34/540	4020907002	CENTRIFUGAL SHAFT - GARDA 6500 CG	1
G35	5012107014	BALL BEARING - 4210 A	1
G36	5050707007	KEY - 8X7X50	1
G37	5050300003	SELF-LOCKING NUT - M 30X2X25	1
G38	4011001001	SCROLL SUPPORT - GARDA 6500 CG	1
G39	5050107027	SCREW - M 12X30 TE	16

LABEL	PART NO.	DESCRIPTION	QTY
G40	5050207005	SMOOTH WASHER - D 12	24
G41	4030108010	SCROLL SUPPORT GASKET - GARDA	1
G42	5030210001	SEAL RING - D 298X3.53 GARDA 6500	2
G43	5050307004	NUT - M 12	2
G44	4050412001	STUD BOLT - M 12X107	2
G45	5030300009	OIL SEAL - 50X70X10	1
G46	5030210015	RUBBER RING - HL 187 GARDA 6500	1
G47	4030111001	PRESHAPED RING - D 50X70X10 GARDA 6500	6
G48	4011301001	CORDHOLDER - GARDA 6500	1
G49	4011101001	SCROLL - GARDA 6500	1
G49/140	4011101004	SCROLL - GARDA 6500 - D 140	1
G50	5050906001	PLUG - D 1/4" GAS	1
G51	5050202003	ALUMINIUM WASHER - D 1/4" GAS	1
G52	4011219001	IMPELLER - GARDA 6500	1
G53	4010401009	SCROLL EXTERNAL FLANGE - 6500	1
G56	5051007005	DOWEL - M 10X25 P.P.	1
G57	5050307003	NUT - M 10	3
G58	4010601066	BACK COVER - GARDA	1
G59	4010401010	SCROLL EXTERNAL FLANGE WITH HOSE - 6500	1
G60/WPT1000	4010301006	GEARBOX - GARDA/WPT 1000RPM	1
G60/WPT-TS	4010301026	GEARBOX - GARDA/WPT TS 1000	1
G61/1000	4020807002	CENTRAL WHEEL - Z86-M3 GARDA 1000 RPM	1
G62/1000	4020907003	CENTRIFUGAL SHAFT - GARDA 6500 CG	1
G68	4011703001	BUSHING - D 30X40X60 GARDA 3500	1
G71	4011101002	SCROLL - GARDA 3500	1
G72	5030210006	SEAL RING - OR 4950 ELBA 3500	1
G73	4011219002	IMPELLER - GARDA 3500	1
G74	4011001007	SCROLL SUPPORT - GARDA 3500 CG	1
G75	5030210017	RUBBER RING - HL 150 GARDA 3500	1
G77	5050107045	SCREW - M 12X30 TSEI	4
G78	4030111002	PRESHAPED RING - D 40X56X8 GARDA 3500	4
G79	4011301002	CORDHOLDER - GARDA 3500	1
G81	4050412002	STUD BOLT - M 10X60	2

CONTACT – 0044 (0) 2837 552390  
EMAIL – spares@redrockmachinery.com



Machinery Ltd.



# SLURRY TANKERS

LABEL	PART NO.	DESCRIPTION	QTY
G82	4030108025	SCROLL SUPPORT GASKET - GARDA 3500	1
G84	4010401028	CONNECTION FLANGE - GARDA 3500	1
G85	4020907004	CENTRIFUGAL SHAFT - GARDA 3500 CG	1
G86	5050707006	KEY - 8X7X35	1
G88	4010401029	CLOSING FLANGE - GARDA CUTT. DEV.	1
G89	4010006005	BLADE FOR CUTTING DEVICE	1
G90	4010006006	COUNTE-BLADE FOR CUTTING DEVICE	2
G91	4010401027	BLADE-HOLDER FLANGE - GARDA CUTT. DEV.	1
G92	4010007002	EXTENSION FOR CUTTING DEVICE	1
G92/140	4010007009	CUTTING DEVICE EXTENSION - SCROLL D 150	1
G93	4011707011	CUTTING DEVICE SPACER - GARDA	1
G96	5050107021	SCREW - M 10X30 TE	6
G98	5030000003	MECHANICAL SEAL - GARDA 6500	1
G99/540	4020907010	CENTRIFUGAL SHAFT - GARDA 6500 TM	1
G100	4011001033	SCROLL SUPPORT - GARDA 6500 TM	1
G101/1000	4020907013	CENTRIFUGAL SHAFT - GARDA 6500 TM 1000	1
G102	5060010003	HANDLE KNOB - GARDA/6500	1
G103	4010601122	GEARBOX FRONT COVER - GARDA CE	1
G107	4020907055	CENTRIFUGAL SHAFT - GARDA 3500 TM	1
G108	5030000006	MECHANICAL SEAL - GARDA 3500	1
G109	4011001037	SCROLL SUPPORT - GARDA 3500 TM	1
G126	5050107093	SCREW - M 8X45 TE	8
G127	5050300002	SELF-LOCKING NUT - M 27X2X16	1
G128	5050707004	KEY - 8X7X25	1
G130	4060505018	SHAFT GUARD - GARDA-LEDRA CE	2
G132	5050107084	SCREW - M 6X16 TEF	4
G156	5050107109	SCREW - M 10X25 TEF - FL/ZIGR 8.8	12
G160	4011707061	SPACER - D35,5X45X1	1

# SLURRY TANKERS

## LABELS STARTING WITH GE

LABEL	PART NO.	DESCRIPTION	QTY
GE1	4010301030	GEARBOX - GARDA EVO	1
GE1-GKB	4010301034	GEARBOX - GARDA EVO GK-B	1
GE2	5012107011	BALL BEARING - 6308	2
GE3	4011707102	FRONT SPLINED SPACER CENTRIF - GARDA EVO	1
GE4	4011707103	BACK SPACER CENTRIFUGAL - GARDA EVO	1
GE5	4020807024	CENTRAL GEAR - Z86-M3 GARDA EVO	2
GE6	4010601081	FRONT AND REAR COVERS - LEDRA	2
GE7	4030108031	BACK COVER GASKET - LEDRA	2
GE8	4010007001	SHOE FOR GEAR - GARDA - LEDRA	2
GE9	5050507002	CIRCLIP - D 12 E	2
GE10	5050507029	CIRCLIP - D 55 E - DIN 471	1
GE11	5012107012	BALL BEARING - 6309	2
GE12-1L	4010601171	GEARBOX TOP COVER - GARDA EVO 1L	1
GE12-2L	4010601183	GEARBOX TOP COVER - GARDA EVO 2L	1
GE13	4020107034	SLIDING SLEEVE - GARDA EVO	1
GE14	4010801034	GEAR LEVER INT.94.5(CENTRAL) - GARDA EVO	1
GE15	4010801038	CONTROL LEVER - GARDA EVO	1
GE16	5060010003	HANDLE KNOB - GARDA/6500	1
GE18	5050207009	BLANK WASHER - D 8X32	1
GE19	5010007002	STEEL BALL - D 8.73	1
GE20	4012007003	SPRING - GARDA	1
GE21	5051007005	DOWEL - M 10X25 P.P.	1
GE22	4010007056	CONTROL LEVER BLOCK - GARDA EVO	1
GE23	5050307008	NUT - M 10 GALVANIZED	1
GE24	5050107109	SCREW - M 10X25 TEF - FL/ZIGR 8.8	12
GE25	4030109045	GEARBOX TOP COVER GASKET - GARDA EVO	1
GE26	5060605011	CHARGE OIL PLUG - D 3/8" GAS	2
GE27	5060605001	OIL PLUG - D 3/8" GAS	1
GE28	5060105004	OIL LEVEL PLUG - D 3/8" GAS	1
GE29	5050107016	SCREW - M 8X25 TCEI	20
GE30	5030300022	OIL SEAL - 45X65X10	2
GE31	4060505018	SHAFT GUARD - GARDA-LEDRA CE	1
GE32	5050107110	SCREW - M 6X10 TEF INOX	4
GE33/D	4020907077	CENTRAL SHAFT D - GARDA EVO	1
GE33/P	4020907081	CENTRAL SHAFT P - GARDA EVO	1
GE34	4010401069	FRONT BEARING HOLDER - GARDA EVO	1
GE35	4030108064	GASKET FRONT BEAR.HOLD-CENTR - GARDA EVO	1
GE36	4011101001	SCROLL D100- GARDA 6500	1
GE36/140	4011101004	SCROLL D140- GARDA 6500	1
GE37	4011001033	SCROLL SUPPORT - GARDA 6500 TM	1

LABEL	PART NO.	DESCRIPTION	QTY
GE38	4011219001	IMPELLER - GARDA 6500	1
GE39	4020907078	CENTRIFUGAL SHAFT - GARDA EVO	1
GE40	4020807023	GEAR - Z36-M3 GARDA EVO	1
GE41	5030300009	OIL SEAL - 50X70X10	1
GE42	5030000003	MECHANICAL SEAL - GARDA 6500	1
GE43	4030108010	SCROLL SUPPORT GASKET - GARDA	1
GE44	5030210001	SEAL RING - D 298X3.53 GARDA 6500	2
GE45	5012107014	BALL BEARING - 4210 A	1
GE46	4010401010	SCROLL EXTERNAL FLANGEWITH HOSE- 6500	1
GE47	5050707007	KEY - 8X7X50	1
GE48	5050300003	SELF-LOCKING NUT - M 30X2X25	1
GE49	5050107027	SCREW - M 12X30 TE	20
GE50	5050207005	SMOOTH WASHER - D 12	20
GE51	5050906001	PLUG - D 1/4" GAS	1
GE52	5050202003	ALUMINIUM WASHER - D 1/4" GAS	1
GE53	5050207010	BLANK WASHER - D 30X56	1
GE54	5050107028	SCREW - M 12X35 TE	8
GE55	5051007000	DOWEL - M 12X14 P.CIL.	1
GE56	5030300008	OIL SEAL - 19X27X6	1
GE57	5030210015	RUBBER RING - HL 187 GARDA 6500	1
GE59-AFI27	9480000001	CENTRIFUGE AFI 27	1
GE60-AFI35	9480000002	CENTRIFUGE AFI 35	1
GE61	4010801036	GEAR LEVER INT.90 - GARDA EVO	1
GE62	4010801035	GEAR LEVER INT.85 - GARDA EVO	1
GE62/A	4010801040	GEAR LEVER INT.76 - GARDA EVO	1
GE62/B	4010801041	GEAR LEVER INT101(AIDA-GK2300)-GARDA EVO	1
GE63	4011707104	FRONT SPLINED SPACER GK/JET - GARDA EVO	1
GE64	4011707105	BACK SPACER GK/JET - GARDA EVO	1
GE65	4010407022	CENTRAL FLANGE GARDA EVO JET/GK	1
GE66	5050107066	SCREW - M 8X60 TCEI	8
GE67	4020807026	CENTRAL GEAR - Z50-M3 GARDA EVO MECII-KPS 490	1
GE67/A	4020807027	GEAR - Z56-M3 GARDA EVO BALLAST 16000-KPS 550/670-KTS-WPT	1
GE67/B	4020607047	CENTRIFUGAL PINION - GARDA TS 1000 RPM AIDA	1
GE68/A	4020907069	SPLINED SLEEVE - TURBO SYSTEM MEC 5-8000	1
GE68/B	4020907082	AIDA SHAFT FOR GARDA EVO	1
GE69	4011907076	FRONT PIN - STAR/G TS	1
GE69/A	4011907077	FRONT PIN - KTS/G TS	1
GE69/H	4010220169	ROTOR - MEC 9000/D KEY 10	1
GE69/I	4010220170	ROTOR - MEC 11000/D KEY 10	1
GE69/L	4010220171	ROTOR - MEC 13500/D KEY 10	1

77 Redrock Road,  
Collone, Armagh,  
N. Ireland BT60 2BL  
Tel – 0044 28 3755 2390  
Fax – 0044 28 3755 2399  
Web – www.redrockmachinery.com

# SLURRY TANKERS

LABEL	PART NO.	DESCRIPTION	QTY
GE69/M	4011907113	FRONT PIN BALLAST 16000/GA 2 LEVER	1
GE70	5050107021	SCREW - M 10X30 TE	1
GE70/A	5050107099	GALVANIZED SCREW - M 10X45 TE	1
GE71	5050207034	SECURITY WASHER - D10	1
GE72	4011707055	SPLINED SMOOTH WASHER - GARDA TS	1
GE73	4020807034	FIXED GEAR - Z49-M3 GARDA EVO	1
GE74	5050300002	SELF-LOCKING NUT - M 27X2X16	1
GE75	5050707031	KEY - 10X8X40	1
GE76	5050707009	KEY - 10X8X50	1
GE76/A	5050707015	KEY - 8X7X40	1
GE77	4020907079	SPLINED H.P.PUMP SHAFT - GARDA EVO	1
GE78	4010401072	H.P. PUMP SUPPORT - GARDA EVO	1
GE81	5020707020	ELASTIC COUPLING JOINT D40- GARDA EVO JET	1
GE81/A	5020707024	ELASTIC COUPLING JOINT D35- AP PUMPS	1
GE82	5050707019	KEY - 12X8X70	1
GE83	5120100023	HIGH PRESSURE PUMP KF 36 DX	1
GE83/A	5120100029	HIGH PRESSURE PUMP EL.102/160-EVO	1
GE83/B	5120100030	HIGH PRESSURE PUMP EL.122/130-EVO	1
GE83/C	5120100031	HIGH PRESSURE PUMP EL.128/120-EVO	1
GE83/D	5120100028	HIGH PRESSURE PUMP EL. 84/190-EVO	1
GE84	4020807025	CENTRAL GEAR - Z61-M3 GARDA EVO	1
GE85	4020807031	GEAR - Z73-M3 GARDA EVO	1
GE86	4020807029	GEAR - Z55-M3 GARDA EVO	1
GE87	4020807033	GEAR - Z49-M3 GARDA EVO	1
GE88	4020807030	GEAR - Z67-M3 GARDA EVO	1
GE89	4010401070	BACK SUPPORT GK EXTA - GARDA EVO	1
GE90	4010401071	BACK SUPPORT GK EXT.B - GARDA EVO	1
GE93	5050307012	NUT - M 12 GALVANIZED	2
GE94	4030108065	PUMP SUPPORT GASKET	1
GE95	4010801037	GEAR LEVER INT.101 (GK-JET) - GARDA EVO	1
GE96	4011707117	SPACER CENTRAL GEAR Z43 - GARDA EVO	1
GE97	4020807032	GEAR - Z79-M3 GARDA EVO	1
GE98	4020807028	GEAR - Z43-M3 GARDA EVO	1
GE108	4010101183	HYDRAULIC SUPPORT PUMPS	1
GE109	5012107058	BALL BEARING - 6209	1
GE110	4011707143	POST. SPACER HDR	1
GE111	4011912024	SHAFT HDR	1
GE112	4011707144	SHAFT HDR SPACER	1
GE113	5030300014	OIL SEAL - 42X62X10	1
GE114	4010406050	OIL SEAL HOLDER	1
GE115	5050107214	SCRW - M5X12 TCEI	3
GE116	5051107014	CYLINDRICAL PIN - UNI-EN28734 6X14-A-St	2
GE117	5050107103	SCEW-M10X50 TCEI	2
GE118	4011912025	IDLER SUPPORT - Z 36	1
GE119	4020807040	IDLER GEAR - Z 36	1
GE120	5012107057	BALL BEARING - 61908	2
GE121	5050507017	SEEGER D 40 E	1
GE122	5050507025	SEEGER D 62 I	1
GE124	5050207004	SMOOTH WASHER - D 10	8
GE129	4011001101	HYDRAULIC MOTOR SUPPORT	1
GE131	5050107058	SCRW - M10X50 TE	1
GE134	5050107060	SCRW - M12X50 TE	4
GE136	5050307003	NUT- M10	1
GE138	5020707025	RUBBER COUPLING JOINT - GARDA EVO H	1

LABEL	PART NO.	DESCRIPTION	QTY
GE140	5050707016	KEY - 12X8X80	1
GE144	5020400021	RADIAL HYDRAULIC MOTORS - 240 CC - 1000 G	1
GE145	5020707026	RUBBER COUPLING JOINT - GARDA EVO H - 1000 G	1
GE147	4010406046	COUPLING FLANGE GS1	1
GE148	5020400042	RADIAL HYDRAULIC MOTORS - 130 CC - 1000 G	1
GE149	4020907087	SPLINED CENTRAL SHAFT 1"3/4	1
GE150	5050107084	SCRW - M6X16 TEF	1
GE151	4020807038	WHEEL - Z 82	1
GE152	4020807039	WHEEL - Z 40	1
GE153	4010401076	H.P. PUMP SUPPORT- EXIT B - GARDA EVO	1
GE154	4020907086	CENTRIFUGAL SHAFT CUTTING GARDA EVO	1
GE155	4011707122	SPACER CUTTING DEVICE 35X50X56,6	1
GE156	4011707123	SPACER CUTTING DEVICE 35X50X13	1
GE157	4010006005	BLADE FOR CUTTING DEVICE	1
GE158	4010006006	COUNTER BLADE FOR CUTTING DEVICE	2
GE159	4010401027	BLADE HOLDER FLANGE CUTTING DEVICE	1
GE160	4010401029	CLOSING FLANGE CUTTING DEVICE	1
GE161	5050107044	SCREW - M 10X20 TCEI	4

CONTACT – 0044 (0) 2837 552390  
EMAIL – spares@redrockmachinery.com



# SLURRY TANKERS

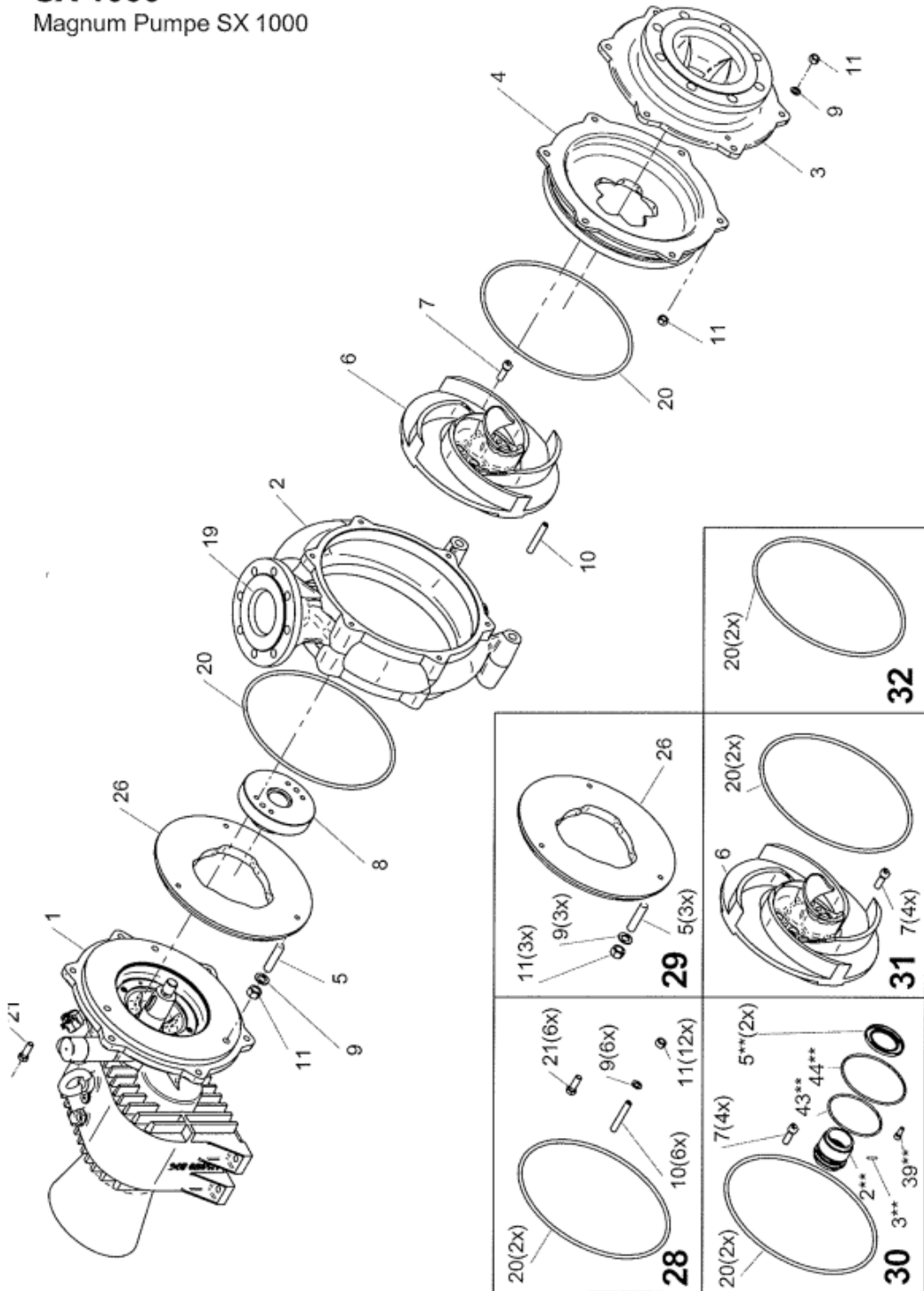
## 3.04 BAUER MAGNUM PUMP

### 3.04.01 Bauer Magnum SX1000

345 0010

**SX 1000**

Magnum Pumpe SX 1000



FOR A GREEN WORLD

IX - 2006

# SLURRY TANKERS

REF.	PART NUMBER	DESCRIPTION	QTY.
1	345 0200	Gearbox G150 / 1	1
2	345 0104	Pump casting	1
3	345 0106	Feeding bottle	1
4	345 0105	Cutting flange	1
5	*	Grub screw Din 913 - M12 x 70	3
6	*	Thick matter impeller 348 x 41	1
7	*	Screw Din 6912 - M12 x 35	4
8	345 0102	Impeller hub	1
9	*	Spring ring DIN 127 - B12	9
10	*	Grub screw Din 913 - M12 x 80	6
11	*	Skt. Mu - DIN 934 - M12	15
12		Sign for speed	1
13		Information sign cardan shaft with	1
14		Adhesive film: VG 220 / SHC 630	1
15		semi-circular notched nails 2 x 5 AL	4
16		Commissioning plate	1
17		Name plate can be riveted	1
18		information sign	1
19		Flange cone EP 300/100	1
20	*	O-ring 324.5 x 7.5 NBR	2
21	*	Socket head DIN 931 - M12 x 40	6
22		Sign for mechanical seal	1
23		warning sign	1
24		Sticker "Danger manure"	1
26	*	Wear plate	1
28	345 5003	Repair Set: screw set pump	1
29	345 5005	Repair Set: wear disk set	1
30	345 5007	Repair Set: mechanical seal repair + assembly instructions	1
31	345 5009	Repair Set: impeller 348 x 41	1
32	345 5011	Repair Set: O-ring set volute casing	1
	*	Devcon Titanium P	
	073 0061	Adhesive Loctite 57466	
	*	Glue Lock S - 2420 50g	
	091 0445	Paste G-N jar A 250g	

\*only available in a set

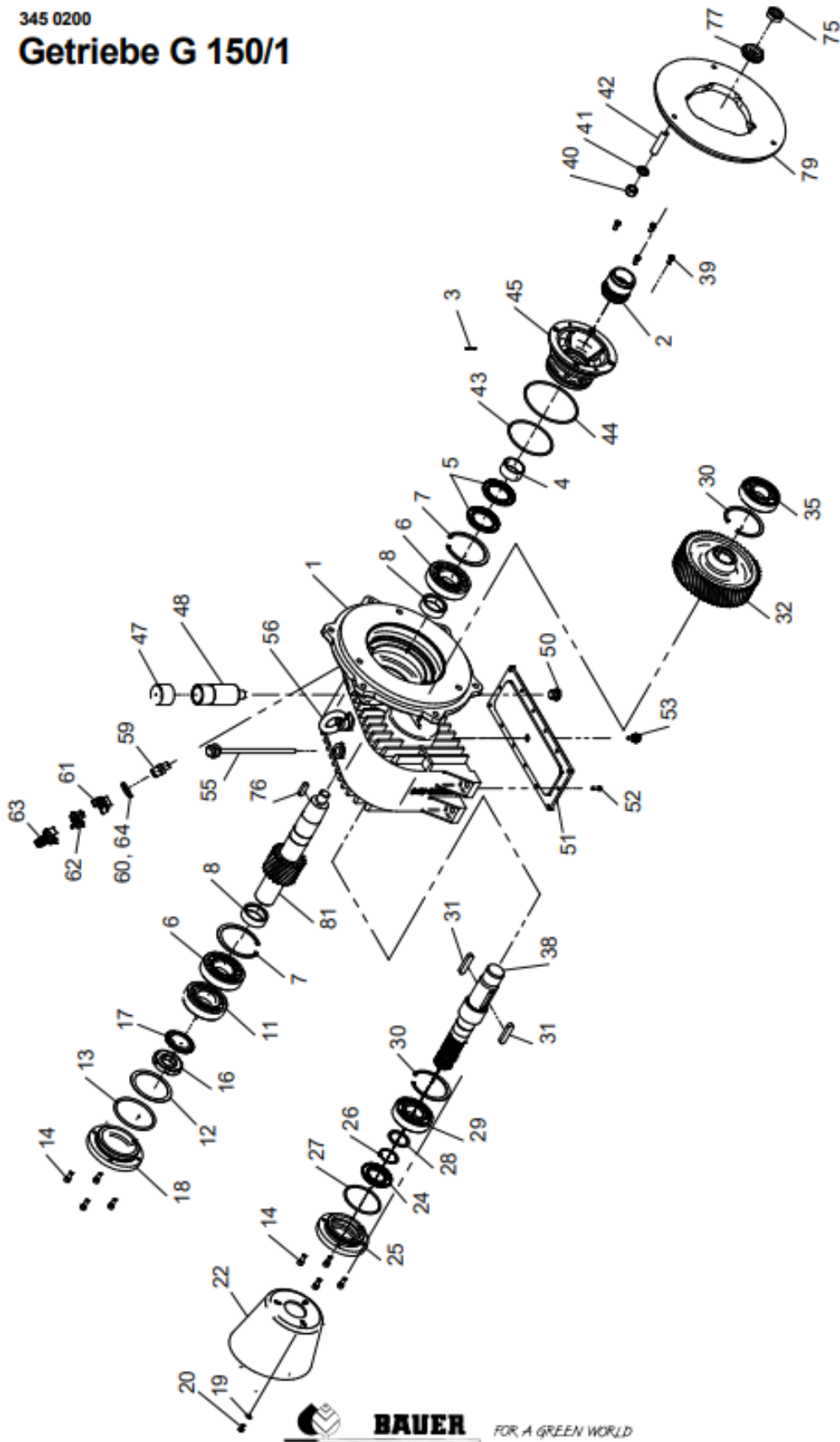
Parts without an order number are not E-parts. Price and delivery time only on request.

Parts without Part No. are not available as Spare Part. Price and delivery time only on request

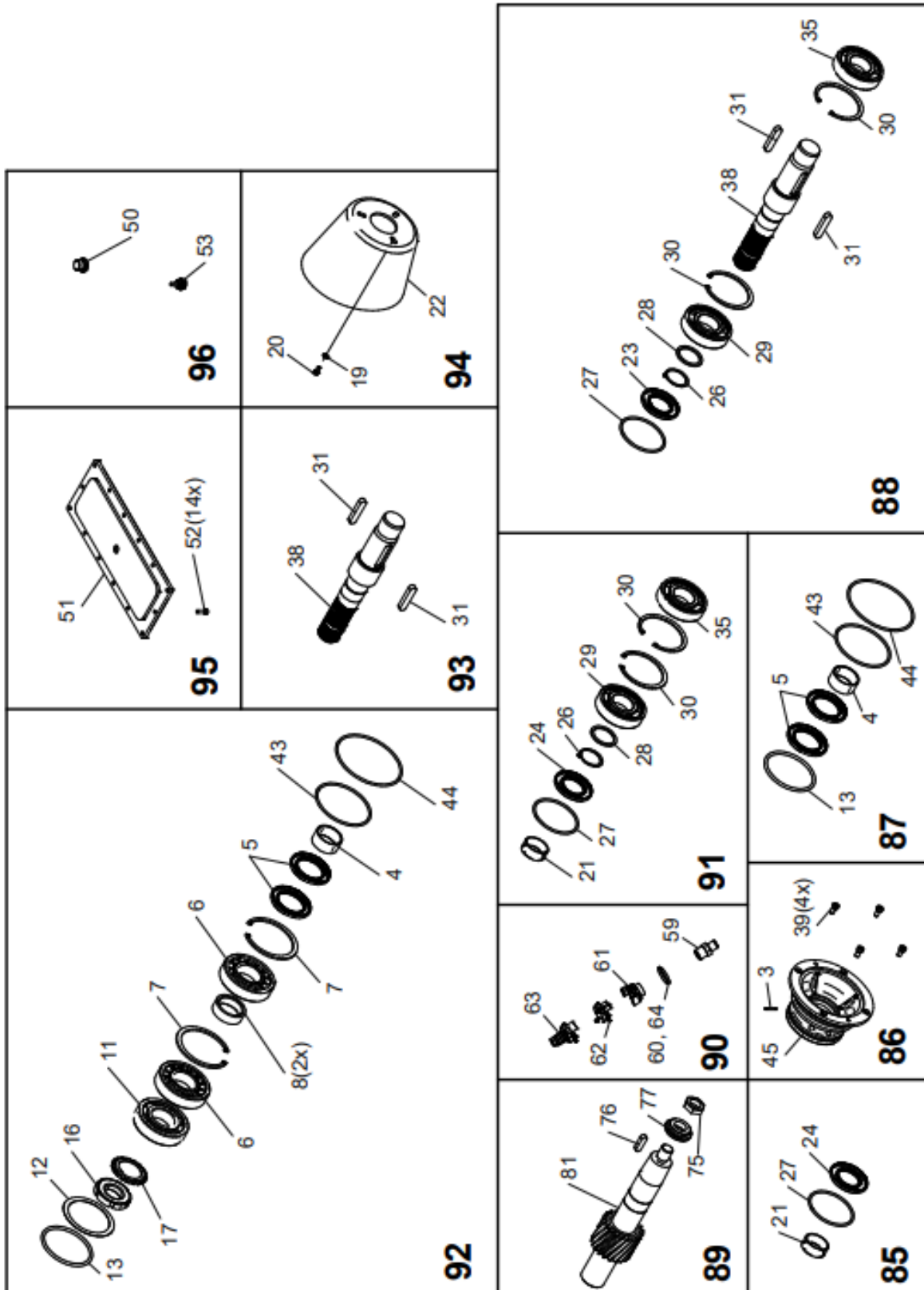
# SLURRY TANKERS

345 0200

## Getriebe G 150/1



# SLURRY TANKERS



# SLURRY TANKERS

REF.	PART NUMBER	DESCRIPTION	QTY.
1		Gear box G150	
2	*	GLRD DIN 24960 - KB - 050 S1	
3	*	Roll pin DIN 1481 - 4 x 24	
4	*	Sliding sleeve	
5	*	WDR A55 x 85 x 8 - 4 x 24	
6	*	Cylindrical roller bearing NU310 with steel cage	
7	*	Circlip DIN 472 - 110 x 4	
8	*	Spacer sleeve	
11	*	Four point bearing QJ 310	
12	*	Shim washer DIN 988 - 90 x 110 x 0.5	
13	*	O - Ring 99,2 x 5,7	
14	*	Allen screw DIN 912 - M8 x 20	
16	*	Locknut DIN 981 KM10	
17	*	Lock washer DIN 5406 MB10	
18		Bearing cover outside	
19	*	Washer DIN 440 R6.6 - galvanized	
20	*	SKT. Screw DIN 933 M6 x 12 - vz	
21	*	Ina needle roller bearing LR 45x50x20.5	
22	*	Protective pot	
23	*	WDR AS 45 x 80 x 10	
24	*	WDR 50 x 80 x 8	
25		Bearing cover for Simmerr.	
26	*	Circlip DIN 471 - 45 x 1.75	
27	*	O - Ring 90 x 4	
28	*	Support washer DIN 988 - 45 x 55 x 3	
29	*	Deep groove ball bearing 6309	
30	*	Circlip DIN 472 - 100 x 3	
31	*	Parallel key A 14 x 9 x 63 DIN 6885	
32	345 0206	drive wheel	
35	*	Deep groove ball bearing 6309 C4	
38	*	drive shaft	
39		Screw DIN 7987- M8 x 16	
40		Nut DIN 934- M16	
41		Federring DIN 127- B16	
42		Grub screw DIN 913 M16 x 70	
43	*	O-ring 112 x 4	
44	*	O-ring 136 x 4	
45	*	Sealing insert	
47		Pipe protection cap	
48		Receiving vessel	



# SLURRY TANKERS

50	*	Screw DIN 906 R1 / 2	
51	*	Gear cover	
52	*	Hexagon screw DIN 912 - M6 x 20	
53	*	Magnetic plug G3 / 8	
54		MOBIL SHC XMP 220	
55	342 2210	Oil dipstick TMDA 1/2 "x 220	
56		Screw DIN 580- M20 x 30	
57		TELLUS OIL S22	
59	*	Double nipple 1/2 " - 3/8" no .: 245	
60	*	Ring 4.5 x 30	
61	*	GEKA 1/2 "internal thread	
62	*	GEKA blind coupling	
63	*	GEKA hose nozzle	
64	*	Knotted chain Ø 2.5	
	*	Loctite 638 250g	
	*	Loctite 57466	
75	*	Special hexagon nut M24 x 1.5	
76	*	Feather key A12 x 8 x 40 DIN 6885	
77	*	Centring disc	
79		Wear plate	
81	*	Pinion shaft z = 21	
85	345 5013	Repair Set: Drive shaft seal set	
86	345 5015	Repair Set: seal holder	
87	345 5017	Repair Set: Sealing set pinion shaft	
88	345 5019	Repair Set: Bearing change / sealing + drive shaft	
89	345 5021	Repair Set: pinion shaft	
90	345 5023	Repair Set: flushing connection	
91	345 5025	Repair Set: Bearing change / sealing (drive shaft)	
92	345 5027	Repair Set: Bearing change / sealing (pinion shaft)	
93	345 5029	Repair set: drive shaft	
94	345 5031	Repair set: protective pot	
95	345 5033	Repair set: Gear cover	
96	345 5035	Repair set: Drain plug	

\*only available in a set

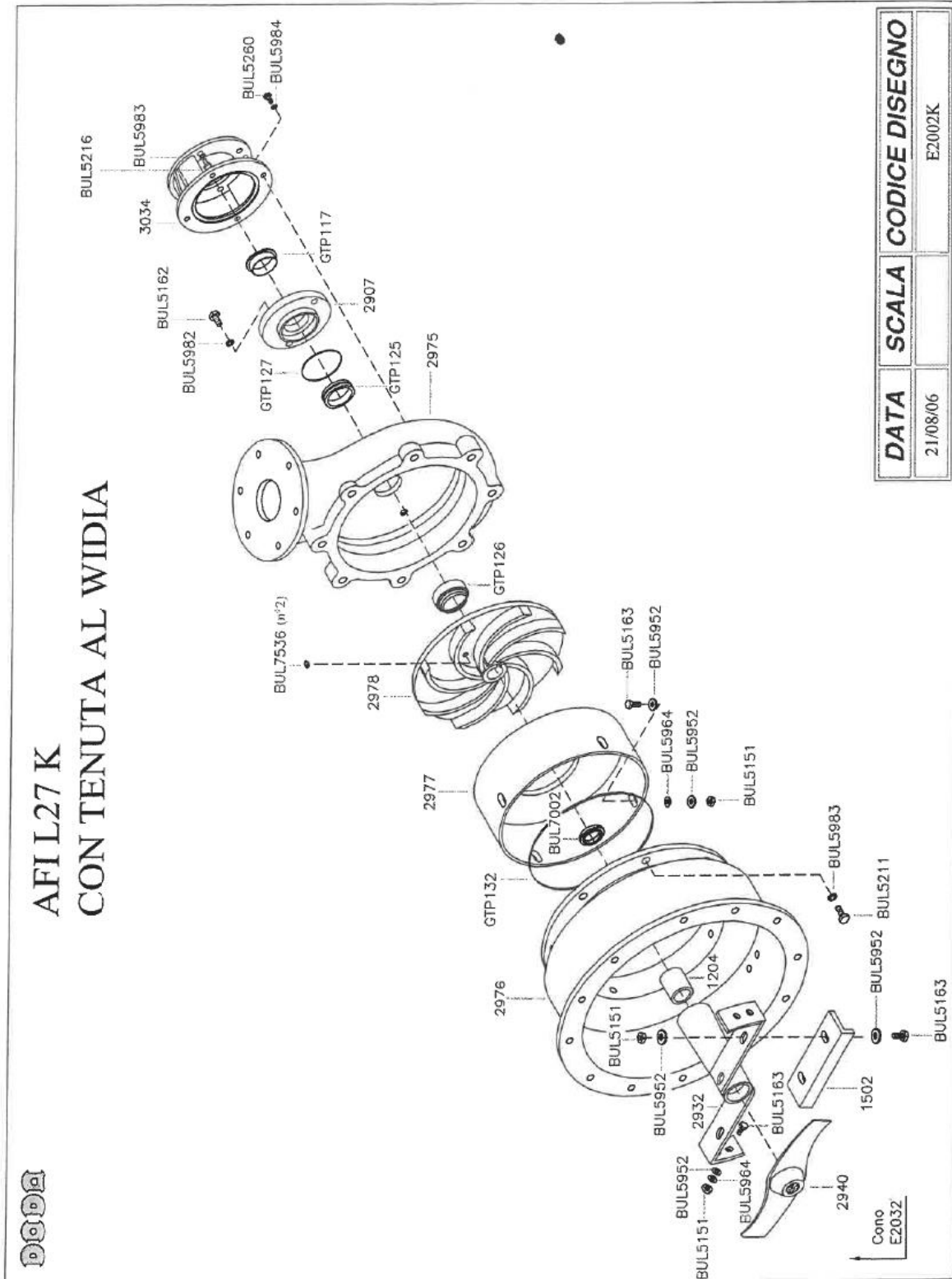
Parts without an order number are not E-parts. Price and delivery time only on request.

Parts without Part No. are not available as Spare Part. Price and delivery time only on request

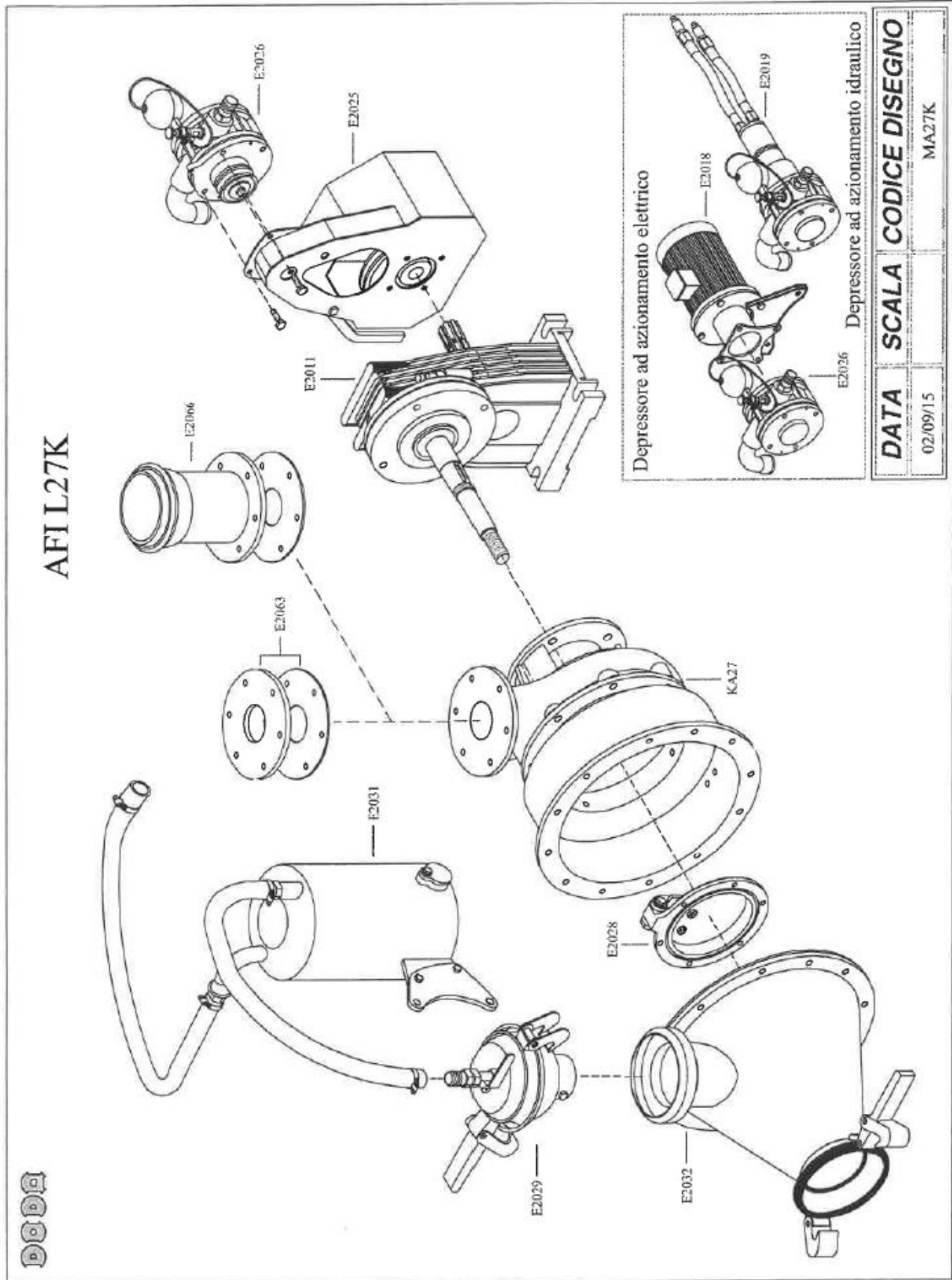
# SLURRY TANKERS

## 3.05 DODA PUMP

### 3.05.01 DODA AFI L27 PUMP

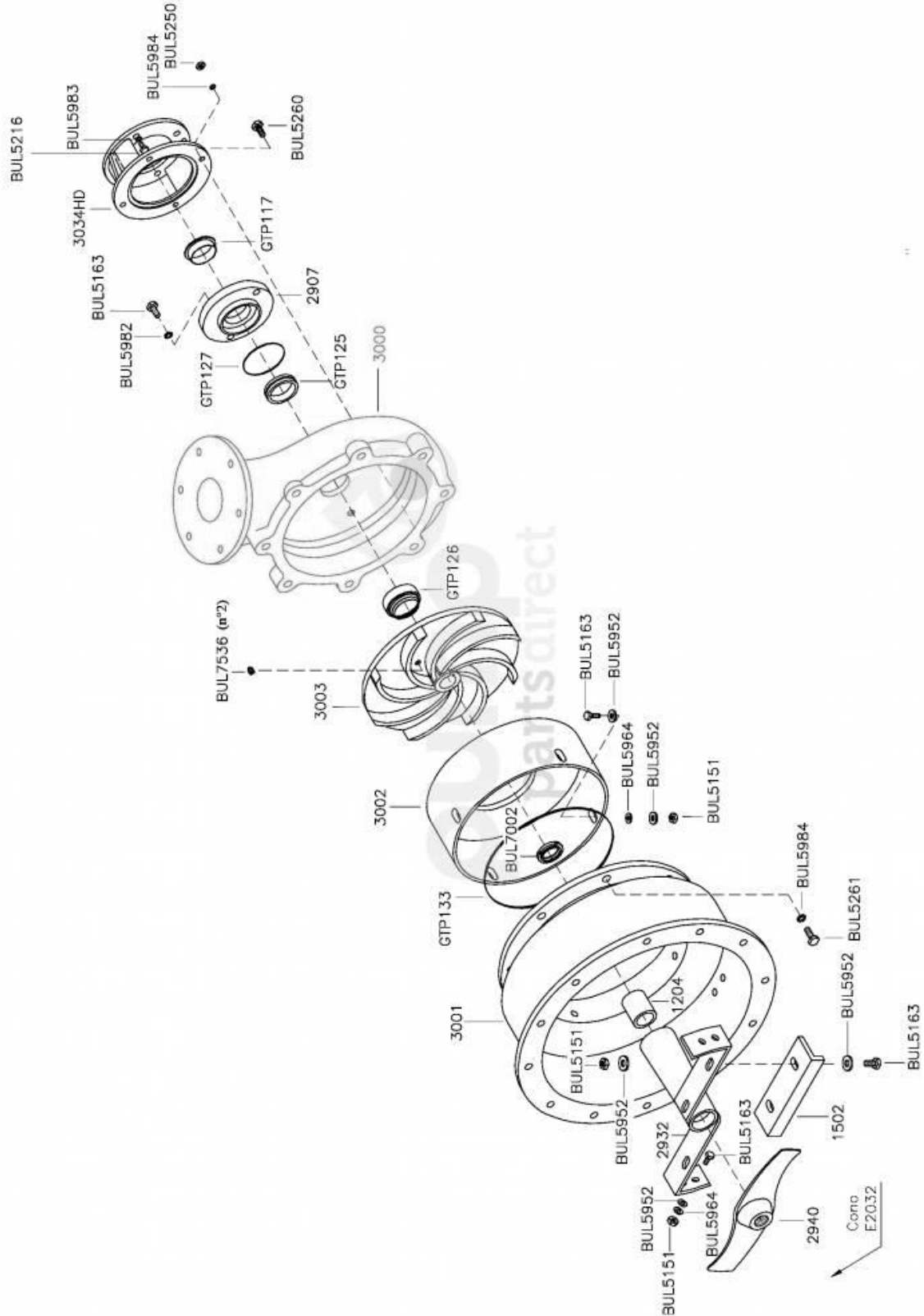


# SLURRY TANKERS



# SLURRY TANKERS

## 3.05.01 DODA AFI L27 PUMP



# SLURRY TANKERS

## **4.0 -HYDRAULICS**

### **4.01 – HYDRAULIC KITS**

#### 1100 –1300 GALLON

Part Number	Description	Qty.
2010925	V/PUMP HYD C/OVER HOSE	1
205092	1300-850 ACTU HYD HOSE	1
2050922	1300-850 HYD BRAKE HOSE	1
2020924	TANK/AXLE BRAKE HOSE KIT	1

#### 1500-1600 GALLON

Part Number	Description	Qty.
2010925	V/PUMP HYD C/OVER HOSE	1
202092	2050-1500 ACTU HYD HOSE	1
2030922	1500-1600 HYD BRAKE HOSE	1

#### 1800 GALLON

Part Number	Description	Qty.
2010925	V/PUMP HYD C/OVER HOSE	1
202092	2050-1500 ACTU HYD HOSE	1
2020922	1800-2050 HYD BRAKE HOSE	1

#### 2050 GALLON

Part Number	Description	Qty.
2010925	V/PUMP HYD C/OVER HOSE	1
202092	2000-1500 ACTU HYD HOSE	1
2020923	2000 TAN BRAKE HOSE KIT	1

#### 2500-3000 GALLON

Part Number	Description	Qty.
2010925	V/PUMP HYD C/OVER HOSE	1
202090	2500-3000 ACTU HYD HOSE	1
2020922	1800-2000 HYD BRAKE HOSE	1

#### 4000 Tandem Steering Axle

Part Number	Description	Qty.
2010925	V/PUMP HYD C/OVER HOSE	1
202090	2500-3000 ACTU HYD HOSE	1
2020922	1800-2000 HYD BRAKE HOSE	1
2010926	2500 TAN STEER HOSE KIT	1
2010923	2500 TAN BRAKE HOSE KIT	1

#### Misc.

Part Number	Description	Qty.
2010927	Self-Fill Boom Hydraulic Kit	
201094D	Over Hedge Boom Hyd Kit	
201096	Hyd Vac. Pump Hose Kit (Side Mounted)	
201096-01	Hyd Vac. Pump Hose Kit (Front Mounted)	

# SLURRY TANKERS

## **5.0 -TRAILING SHOE**

### **5.01 – TRAILING SHOE PARTS**



PART NUMBER	DESCRIPTION
2600050-00	RUBBER SHOE
	JUBILEE CLIP



PART NUMBER	DESCRIPTION
2600020-00	METAL SHOE



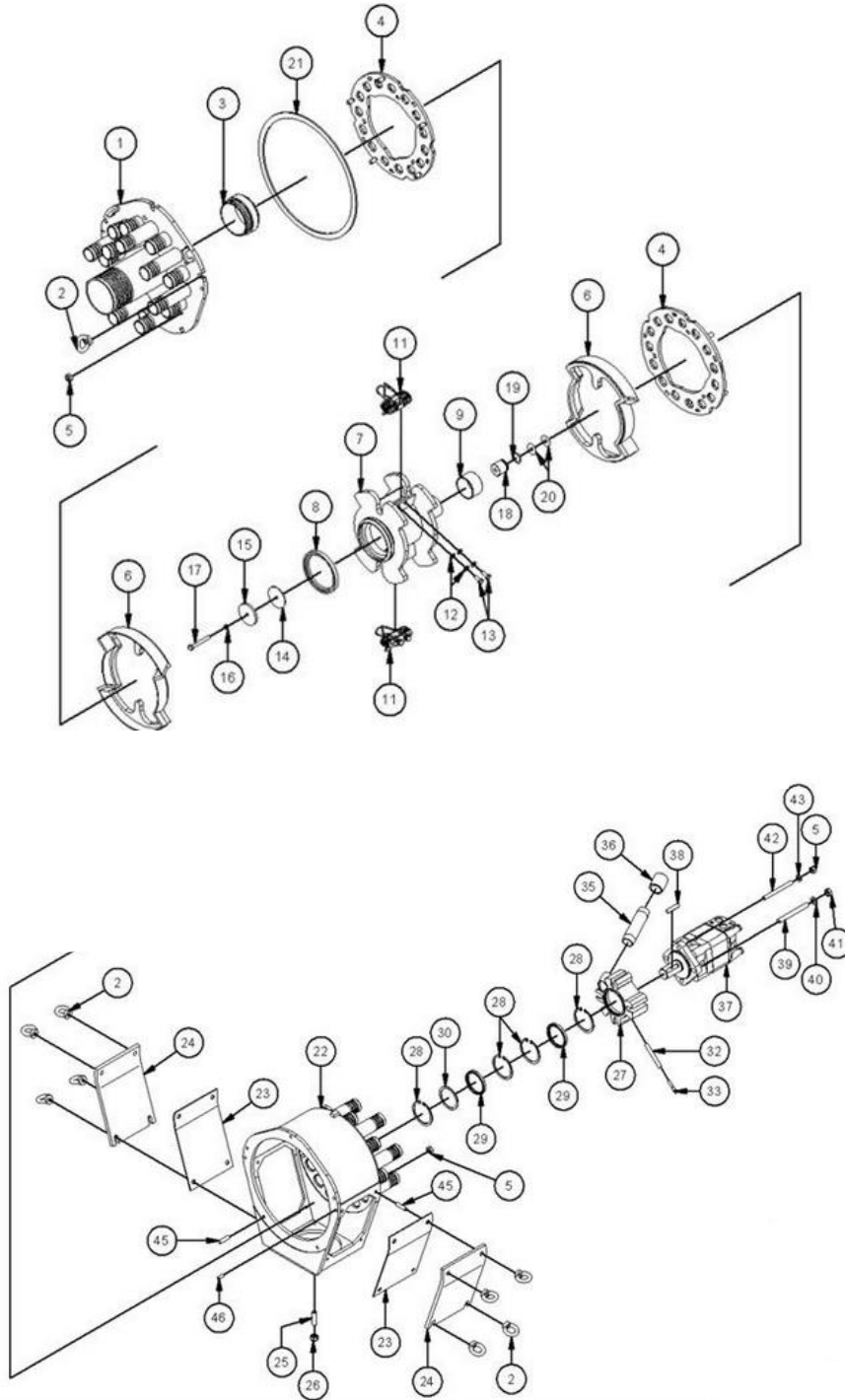
PART NUMBER	DESCRIPTION
2602600-00	METAL SPRING



PART NUMBER	DESCRIPTION
2011882	50mm MULTI-PURPOSE HOSE

# SLURRY TANKERS

## 5.02 – VOGELSANG MACERATOR PARTS



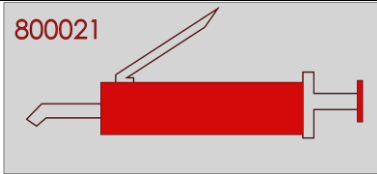







# SLURRY TANKERS

Item	Part Number	Description	Qty.	Notes
1	VOTDE.601	COVER	1	
2	VONMK.020	M10 EYE BOLT	13	
3	VOGRS.083	Sleeve Packing	1	
4	VOTFL.615.N3	Cutting Ring		Big Holes (Standard)
	VOTFL.617.N3	Cutting Ring		Special Big Holes
	VOTFL.616.N3	Cutting Ring		Small Holes
5	VONMK.001	M10 Hex L/nut	5	
6	VOTMH.603	Active Portion 90 degrees	2	
7-11	VOTRO.603	Rotor Complete	1	
7	VOTRO.602	Rotor	1	
8	VODFD.116	Ring gasket, foam PU	1	
9	VONIR.023	Sleeve JR55x60x35	1	
11	VOTEV.005.N1	Eccentric Adjuster	2	
12	VONUS.003.E	A 8,4 x 16 x 1.6 Washer	8	
13	VONSK.208	M8 18 Hex Screw	4	
14	VODFD.115	Gasket ABIL 60x8x1.5	1	
15	VONUS.001	8.5 x 60 x 6 Washer	1	
16	VODKR.009	A 14x8x1 Copper Ring	1	
17	VONSK.060.EE	M8 x 65 Hex Screw	1	
18	VOTRS.011	Bushing for Rotor	1	
19	VODOR.021	O Ring 24 x 3	1	
20	VONUS.067	10x 31 x 0.2 Shim		
21	VOTFD.021	15 x 4 mm Foam Rubber	1.1m	
22	VOTEG.601	Housing	1	
23	VODFD.356	Gasket Maintenance Port	2	
24	VOTFL.504.N1	Maintenance Port	2	
25	VONGS.031	M12 x 30 Stud	4	
27-30	VOTAS.013	Adapter for hydraulic motor	1	complete
27	VOTRS.080	Adapter for hydraulic motor	1	
28	VONRS.025	Retaining Ring 72 x 2.5	3	
29	VODWD.050	60 x 72 x 7 Lip Seal	2	
30	VONUS.060	71.8 x 65 x 2 Washer	1	
32	VONKS.007	Grease Nipple Extension	1	
33	VONKS.009	Grease Nipple	1	
34	VONGS.032	M10 x 25 Stud	13	
35	VOHRS.155	1" x 120 Fitting	1	
36	VOHRS.163	1" Socket internal thread	1	
37	VOAOM.018	Hydraulic motor OMS 250	1	
38	VONPF.053	A 10 x 8 x 45 Key	1	included in VOAOM.018
39	VONGS.037	M12 x 100 Stud	2	
	VOOGS.036	M10 x 100 Stud	2	
40	VONUS.005	A 13 x 24 x 2.5 Washer	2	
	VONUS.004	A 10.5 x 20 x 2 Washer	2	
	VONMS.004	M12 Hex Nut	2	
41	VONMS.003	M10 Hex Nut	2	


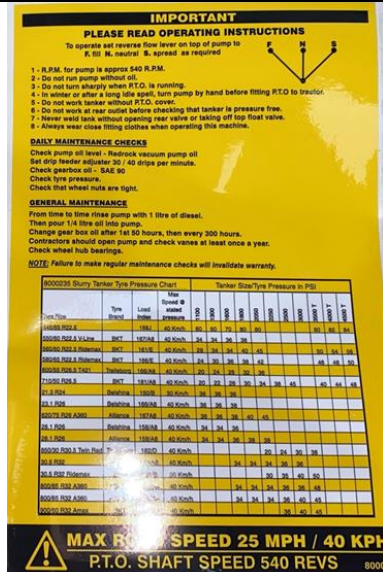



# SLURRY TANKERS

## 6.0 STICKERS



Item	Image	Part Number	Description
1		800021	Grease
2		800023	Rear Valve Opening
3		800024	Spread Neutral Fill
4		800024-02	Fill Neutral Spread
5		800025	Brakes 90x32 Red/White
6		800027	Tighten Wheel Nuts Reg.
7		800054	Strike large Flipped
8		800055	Strike large

# SLURRY TANKERS


<p>9</p>		<p>8000055</p>	<p>VT instruction Sticker</p>
<p>10</p>		<p>8000056</p>	<p>VT Caution Sticker</p>
<p>11</p>		<p>8000115</p>	<p>Jack Point Sticker</p>

77 Redrock Road,  
 Collone, Armagh,  
 N. Ireland BT60 2BL  
 Tel – 0044 28 3755 2390  
 Fax – 0044 28 3755 2399  
 Web – www.redrockmachinery.com

# SLURRY TANKERS

12	 <p>The image shows a white label for Redrock Tanker Vacuum Pump Oil. At the top is the Redrock logo, which consists of the word 'REDROCK' in red, bold, sans-serif font, enclosed in a white rounded rectangle with a black border. Above the logo are three black diagonal stripes. Below the logo, the text reads: 'TANKER VACUUM PUMP OIL' in bold black letters, followed by 'HIGH QUALITY TANKER VACUUM PUMP LUBRICANT SUPPLIED BY REDROCK MACHINERY LTD.' in smaller black letters. At the bottom, the website 'www.redrockmachinery.com' and phone number 'Tel: (0044) 28 3755 2390' are listed in red. Small text at the bottom left says 'Part No: 201330' and at the bottom right says '5 Litres 8000225'.</p>	8000225	Tanker Vacuum Pump Oil
13	 <p>The image shows a white label for Redrock Strike. It features the Redrock logo at the top, which is the word 'REDROCK' in red, bold, sans-serif font inside a white rounded rectangle with a black border, with three black diagonal stripes above it. Below the logo, the word 'STRIKE' is printed in a large, bold, black, sans-serif font.</p>	8000695	Small Redrock Strike
14	 <p>The image shows a white label for Redrock 800x150 Graphic. It features the Redrock logo at the top, which is the word 'REDROCK' in red, bold, sans-serif font inside a white rounded rectangle with a black border, with three black diagonal stripes above it. Below the logo, the word 'GRAPHIC' is printed in a large, bold, black, sans-serif font.</p>	80041-02	Redrock 800x150 Graphic

# SLURRY TANKERS

15			Size Sticker 850 175 × 60 BLACK/WHITE 1100 350x120 BLACK/WHITE 1300 350x120 BLACK/WHITE 1500 350x120 BLACK /WHITE 1600 350x120 BLACK/WHITE 1800 350x120 BLACK/WHITE 2050 350x120 BLACK/WHITE 2250 350x120 BLACK/WHITE 2300 350 x 120 BLACK/WHITE 2500 350x120 BLACKAWHITE 2600 350 x 120 BLACK/WHITE 2750 350x120 BLACK/WHITE 3000 350x120 BLACK /WHITE 2800 350x120 BLACK/WHITE 3200 350x 120 BLACK/WHITE 3500 350x120 BLACK/WHITE 3250 350x120 BLACK/WHITE 4000 350x120 BLACK/WHITE 4500 350x120 BLACK/WHITE 5000 475x180 BLACK/WHITE 5500 475x180 BLACK/WHITE 6000 475x180 BLACK/WHITE
		800036	
		800037	
		800038	
		800039	
		800040	
		800012	
		800013	
		800014	
		8000145	
		800015	
		8000152	
		8000155	
		800016	
		8000160	
		8000161	
		8000162	
		8000163	
		8000164	
		8000165	
		8000166	
		8000167	
		8000168	